

UK'S LEADING MANUFACTURER OF LIVESTOCK EQUIPMENT

MAY 2022



Founded in 1969, IAE are the UK's largest and leading manufacturer of livestock housing and handling equipment, equestrian stabling, industrial fencing and shelters. The company remains to be owned by the same family who set it up 52 years ago, and now employs over 450 people, which we are committed to investing in. IAE is based on a purpose built, 38-acre site which is situated on the edge of Stoke-on-Trent in Staffordshire. The state-of-the-art production facility features an extensive range of automated processes, ranging from robotic welding technology to automated material handling and also includes our own in-house galvanising facility. Our ability to design, manufacture, assemble and distribute from this unique operation allows us to offer our customers a complete range of high quality, unrivalled products like no other.



Galvanising



Our in-house galvanising plant allows us to precisely control our galvanising standards to ensure that the finished product is durable to all intended applications. All of our galvanising specification of BS EN ISO 1461.



Distribution

Our distribution yard ensures the safe loading of all trailers in a timely manner. We aim to hold bulk stock of many products where possible.



Nationwide Delivery

Our unmistakable fleet of 13 lorries, along with their drivers and our logistics team ensure that all of our products reach their end destination.



Assembly

All of our products are built up in the assembly building. Our assembly building brings the product to life as hundreds of parts are fitted together to create one final product.



Production

Our 108,000 sqft production facility includes state-of-the-art automated processes, such as robotic welding technology and automated material handling. Additionally, a number of MIG welders operate from the production facility, fabricating items that cannot be welded in an automated manner.



Headquarters

MFHQ is home to all of our office based departments, which includes Product Development, Sales and Customer Services. Being situated in the same building allows for easy communication between departments, ensuring the customer experience is effortless.

The Future is Here

Opened Spring 2022



We strive to remain the UK's leading manufacturer by continuing to invest in both our people and the latest technology available. Our ethos of offering good value, high quality products remains today and listening to the invaluable suggestions from our customers has helped us to continue to improve our products.

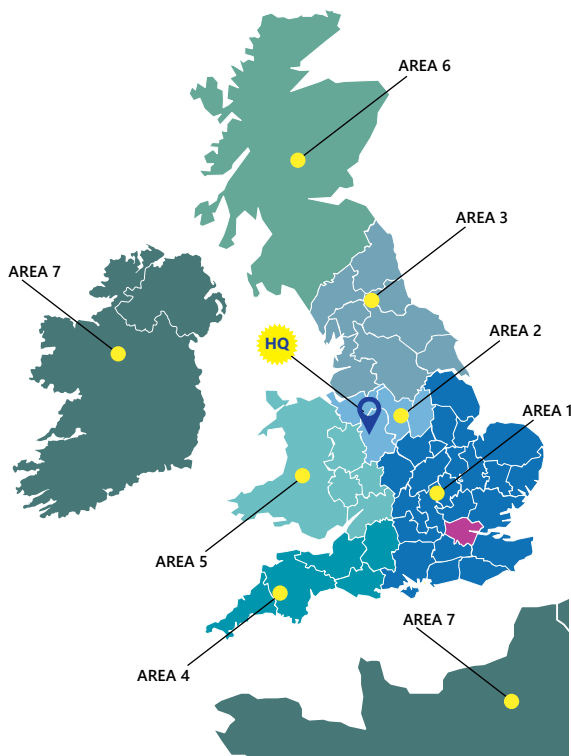
As we continue to grow as a company, we have taken the decision to expand our existing operations to ensure we can continue to provide our customers with the high quality products they desire. In 2014, we purchased an additional 10 acre site which adjoins our main operations in Stoke-on-Trent.

During the spring of 2022, phase 1 of the development was complete. The new site is now home to a 104,000 sqft production facility (MFP4) and an in-house learning and demonstration centre which covers 44,000 sqft. In addition to this, it has created a further 260,000 sqft of external storage area.

The completion of this development marks a pivotal point in IAE's history as for the first time ever, it has allowed us to bring all of our existing sites to one location. The satellite site located in Cheadle, Staffordshire has been relocated to MFP4.

MFP4 will form the home of bespoke. We will use this production facility, which includes many state-of-the-art production processes, to manufacture one-off or bespoke items upon request of the customer.

We are confident that by making an investment of this scale we are sustaining the future of the IAE brand which will allow us to continue to meet our customers needs of offering good value, high quality products.



AREA CONTACTS

- Area 1 Ben Mould**
- Mobile: +44(0)7771 921572
Email: ben.mould@iae.co.uk
- Area 2 Jason Walters**
- Mobile: +44(0)7525 767506
Email: jason.walters@iae.co.uk
- Area 3 Martin Dearden**
- Mobile: +44(0)7771 921575
Email: martin.dearden@iae.co.uk
- Area 4 Andrew Lowe**
- Tel: +44(0)7771 921573
Email: andrew.lowe@iae.co.uk
- Area 5 Sion Evans**
- Mobile: +44(0)7976 176043
Email: sion.evans@iae.co.uk
- Area 6 Andrew Sempey**
- Mobile: +44(0)7748 116673
Email: andrew.sempey@iae.co.uk
- Area 7 Export Sales**
- Tel: +44(0)1782 339320
Email: andrew.davies@iae.co.uk
- Project Sales Manager - Mark Dodd**
- Mobile: +44(0)7771 921577
Email: mark.dodd@iae.co.uk

All IAE products are available from our extensive network of dealerships throughout the United Kingdom. We have approximately 450 dealers located all across the UK.

Prices

Our price list can be viewed by scanning the QR code. The QR code on this page will scan to a full price list of every product. Hereafter, a QR code located on the opening page of each section will scan to a price list for the products within that section. All prices shown are RRP and exclusive of VAT.



Terms and Conditions

Customers must accept that F. Klucznik & Son Ltd's Terms and Conditions apply when placing any order. The full Terms and Conditions are available at the back of this brochure or alternatively can be viewed on our website.

Hot Dip Galvanising

Unless otherwise stated, all products are Hot Dip Galvanised to the standard of BS EN ISO 1461. For further information about the galvanising process, visit www.galvanizing.org.uk

Carriage

A carriage charge will be applied on all deliveries to a dealer's premises where the cumulative value of orders does not exceed £2,750.00 nett (excluding VAT). Further charges are also applicable where direct delivery is requested dependent on geographical location and access.

Cattle		
01	Cattle Crushes	6-17
02	Weigh Systems	18-21
03	Fixed Cattle Handling	22-27
04	Portable Cattle Handling	28-37
05	Feed Barriers	38-45
06	Cubicle Housing	46-55
07	Ag-Fit	56-63
08	Bull Penning	64-67
09	Portable Cattle Feeding	68-73
10	Calf Penning	74-78
Sheep		
11	Lambing Equipment	79-80
12	Sheep Housing	81-83
13	Sheep Handling	84-97
14	Portable Sheep Feeding	98-103
Water/Hayracks and Troughs		
15	Water Troughs	104-109
16	Hayracks and Troughs	110-113
Gates		
17	Gates	114-121
18	Fencing	122-123
Miscellaneous		
19	Dog Penning	124
20	Yard Scraper	125
21	Pig Equipment	126
Bespoke Solutions		
22	Bespoke Solutions	127-131
Equestrian		
23	Equestrian	132-141



GALVANIZERS ASSOCIATION

RIDBA
Rural & Industrial Design & Building Association

For more information please contact our Head Office +44(0)1782 339320

[f](#) [@](#) [p](#) [t](#) [v](#) @IAE1969

THE BENEFITS OF A CATTLE CRUSH.

The most significant part of any handling system is a fully functioning and robust cattle crush that is capable of handling livestock of all sizes and temperaments.


The correct cattle crush is able to diminish animal stress whilst significantly improving both animal and handler safety.

The correct crush, accompanied with the right accessories, also offers the ability to make routine tasks and procedures much more manageable and efficient.

It is important to consider the purpose of your cattle crush before you purchase it and what additional items you may require to aid your livestock enterprise, such as a Super Scoop or Foot Trimming Kit.

We are able to offer a full range of modern and unique cattle crushes that have been specifically designed to cover all aspects of cattle handling and provide you with real solutions to effective and efficient handling.





SARACEN YOKE

PREMIUM RANGE



The Saracen Yoke is self-closing and automatic, meaning it is activated by the forward movement of the animal trying to fit through the visible gap between the yoke arms. This style of yoke is well suited to animals that are not handled frequently as their restless nature during handling makes them more likely to pursue the visible gap which in turn will activate the yoke.

The Saracen Automatic Yoke offers a cattle handling facility great flexibility in terms of the required number of operators. Once the yoke is set ready for the next animal, a single operator can move up the race to encourage the cow forwards with no additional handlers required to activate the yoke. The demanding nature of manually catching the cow in the yoke is greatly reduced with an automatic yoke.

Fitted to either side of the yoke are the release handles. Should an animal manage to activate the yoke without putting its head through, the release handles allow the yoke to quickly reset without the animal needing to first exit the crush. An operator handle fitted to the front of the yoke is designed to assist the animal's exit from the crush if required.

The Saracen product range forms part of our Premium crush range and is based upon many years of experience of designing products which offer our customers a solution that suits all types of cattle farming enterprises.

A distinct feature of all Saracen Cattle Crushes is the automatic Saracen Yoke on the front of each model. The range is made up of three cattle crushes: the Squeeze, the Suckler and the Rotating Rump Bar which all share common properties whilst offering an array of features unique to their model.

All Saracen Cattle Crushes include a fully welded, flat treadplate floor that aims to provide adequate grip for the cattle, preventing them from slipping and potentially harming themselves. To aid with transportation between uses, the crushes can all be lifted via fork lifting points located on the top rails of the crushes.



SARACEN SQUEEZE

The Saracen Squeeze is designed to suit herds with a variety of cattle sizes.

Features unique to this product include:

- An all-round super quiet design featuring rubber bumpers to minimise sound and vibration from moving parts on the squeeze mechanism
- Squeeze controls on both sides of the crush allowing for any hand operation
- Four side doors on each side of the crush providing substantial access to the animal's flanks
- Floating panel design for minimal effort operation
- Quick squeeze release handle on either side of the crush allowing any hand operation and increasing efficiency
- Ratchet style rump bar for keeping cattle forwards in the crush



Code F045 2005 11



For full specification, see p.17

SARACEN SUCKLER

The Saracen Suckler is designed for use with suckler herds, but is also suited to a range of other applications (e.g. Dairy).

Features unique to this product include:

- Two fully opening side doors on each side of the crush providing substantial access to the animal's flanks
- Removable side rail on either side of the crush for further access to the animal
- Ratchet style rump bar for keeping the cattle forwards in the crush
- Rear gate for managing cattle flow through the crush



Code F045 2005 05



For full specification, see p.17

SARACEN ROTATING RUMP BAR

The Saracen Rotating Rump Bar is designed for all types and sizes of cattle.

Features unique to this product include:

- Wheel operated rotating rump bar keeps the animal forward whilst eliminating the risk of trapped fingers
- Multiple settings allow the rump bar assembly to slide forwards depending on the size of the cow
- Two front side doors and one rear side door hinge from a central pillar, allowing good access to the animal's flanks



Code F045 2005 08



For full specification, see p.17

CHIEFTAIN YOKE

PREMIUM RANGE

01

CATTLE CRUSHES



The Chieftain manual yoke is great for herds with varying sizes of cattle due to the nature of the manual catching action and quick adjustment. This style of yoke has the ability to be adjusted whilst in the closed or engaged position meaning that you can easily have different sized animals within the same herd run through the handling system and crush without having to spend excess time resetting the yoke for different groups of animals. The yoke opening is able to be adjusted between 100mm and 290mm.

To encourage the animals into the crush and yoke, the manual scissor action yoke retracts the yoke arms into the sides of the crush, removing them from the animal's line of sight. This vastly increases the chances of the cattle calmly entering the yoke in the correct position.

An operator is required to activate the yoke at the correct point in time. This occurs when the animals head has passed through the yoke but the shoulders haven't. This style of operation can be beneficial to herds who are frequently handled and have become accustomed to being restrained in a yoke as unlike the automatic yoke, they are unable to control the process of being yoked.

To activate the yoke, a lever is located on either side which engages and opens the yoke. Once engaged the animal will not be able to force the yoke bars open and will therefore require the operator to release them from the yoke.

The Chieftain yoke is fronted by a set of vertical gates which encapsulates the animal and prevents them from walking through the crush and exiting it before the operator is ready. The gates can open fully to the front and side allowing excellent access all round the animals head and neck once safely yoked in place.

Similar to the Saracen product range, the Chieftain series has also been designed as part of our Premium range of cattle crushes. The range is built upon a consideration for the needs of our customers and what they prioritise when selecting a cattle crush most suited to their enterprise.

The most prominent feature linking all three of the cattle crushes in the Chieftain range together is the inclusion of the manual Chieftain Yoke on the front of each body.

The Chieftain cattle crushes are larger than those of the Saracen range, but are also fitted with a fully welded, flat treadplate floor to prevent slips that may potentially injure the cattle, along with fork lifting points located on the top rails of the crushes, to aid with transportation between uses.



CHIEFTAIN SQUEEZE

The Chieftain Squeeze is capable of handling larger cattle, but is also appropriate for herds with a range of sizes.

Features unique to this product include:

- An all-round super quiet design featuring rubber bumpers to minimise sound and vibration from moving parts on the squeeze mechanism
- Squeeze controls on both sides of the crush allowing for any hand operation
- Four side doors on each side of the crush providing substantial access to the animal's flanks
- Floating panel design for minimal effort operation
- Quick squeeze release handle on either side of the crush allowing any hand operation, increasing efficiency
- Ratchet style rump bar for keeping cattle forwards in the crush



Code F045 2006 21



For full specification, see p.17

CHIEFTAIN SUCKLER

01

The Chieftain Suckler is designed for use with suckler herds, but is also suited to a range of other applications (e.g. Dairy).



Features unique to this product include:

- Two fully opening side doors on each side of the crush providing substantial access to the animal's flanks
- Removable side rail on either side for further access to the animal
- Ratchet style rump bar for keeping the cattle forwards in the crush
- Rear gate for managing cattle flow through the crush

Code F045 2006 15



For full specification, see p.17

CHIEFTAIN ROTATING RUMP BAR

The Chieftain Rotating Rump Bar is designed for all types and sizes of cattle.



Features unique to this product include:

- Wheel operated rotating rump bar keeps the animal forward whilst eliminating the risk of trapped fingers
- Multiple settings allow the rump bar assembly to slide forwards depending on the size of the cow
- Two front side doors and one rear side door hinge from a central pillar, allowing good access to the animal's flanks

Code F045 2006 18



For full specification, see p.17

CRUSADER PLUS

The Crusader Plus is our entry level cattle crush, which is suited to both dairy and beef cattle and is fronted by a manual, lever operated yoke that is operated from either side of the crush. For maximum versatility, a spring loaded quick release adjustment gives 4 pre-set yoke widths from 100mm to 260mm.

Features unique to this product include:

- A hinged vet access panel built into each yoke leaf
- Two removable rails on each side of the crush allow access to the animal's flanks
- Fully sheeted bottom side panel on either side of the crush can be removed if required
- A flat treadplate floor provides ample grip for the cattle
- Ratchet style rump bar for keeping cattle forwards in the crush
- Rear gate fitted as standard
- Pallet fork lifting points welded to the top horizontal rails makes transporting the crush easy



Code F045 2012 03



For full specification, see p.17

HIGHLAND

The Highland crush is designed to be specifically suited to cattle with horns yet is still suitable for non-horned breeds of cattle. Fronted by a manually operated scissor style yoke, the yoke arms retract fully into the sides of the crush to maximise the visibility for the animals and a simple winding system allows the yoke width to be set anywhere between 100mm and 280mm.

Features unique to this product include:

- A lever-style operating handle operates the yoke arms, making it quick and easy to yoke the cow as they enter the crush
- Two side doors, combined with a removable side rail on either side of the crush allow full access to the animal's flanks
- Slightly tapered treadplate floor provides ample grip for the cattle and helps to keep all four feet inside the crush when all access doors are open
- Ratchet style rump bar for keeping cattle forwards in the crush
- Rear gate fitted as standard
- Pallet fork lifting points welded to the top horizontal rails makes transporting the crush easy



Code F045 2009 01



For full specification, see p.17

Cattle Crush Extension



Providing a safe working area for those handling cattle in a crush is paramount. The Cattle Crush Extension provides a safe working area to the rear of the animal, which can be useful for pregnancy diagnosing (PD).

Key Features:

- The addition of the crush extension extends the length of the crush by 970mm whilst standing 2175mm high
- Any hand operated sliding door prevents the next animal in the race from entering the cattle crush
- The side access panels swing both outwards and inwards. Swinging and securing the bottom panel inwards can be useful for preventing the handler from being kicked by the animal
- Flip over catch can be used on one or both sides of the gate to lock the gate in position
- A fully welded, flat treadplate floor provides the cattle with ample grip
- May require some self assembly

To see which cattle crushes the Cattle Crush Extension will fit to, see p.17

Code
F045 2020 02

Universal Anyhand Rear Crush Gate



- Supplied as a bolt on kit
- Suitable for use with IAE crushes where the rear gate is not fitted as a standard. Not suitable for use with Rotating Rump Bar crushes

To see which cattle crushes the Universal Any Hand Rear Crush Gate will fit to, see p.17

Code
F045 2133 11

Sliding Gate for Rear of Crush



- Replaces the rear gate of the crush
- Stops the next animal in the race from entering the crush
- The sliding gate can be operated from either side due to the retractable sliding gear
- Flip over catch can be used on one or both sides of the gate to lock the gate in position

To see which cattle crushes the Sliding Gate for the rear of crush will fit to, see p.17

Code
F040 2008 04

Bolt on Angle Slotted Lugs



- Supplied as a set of 4 vertical angle lug plates to fix onto the rear pillar of the crush
- Suitable to fix crush onto hurdles or race kiosk
- c/w fixing bolts to suit IAE cattle crushes
- Enables rear crush gate (where fitted) to still open
- Note: Will affect accurate weighing and foot trimming accessibility if kiosk or hurdles are connected to crush via lugs

Code
F040 2015 05

Bolt on Slotted Lugs



- To fit sliding gates and posts
- c/w fixing bolts

Code
F040 2015 09

Foot Trimming Kits



Key Features:

- Adjustable front winch, clips and straps for raising the belly strap. This takes most of the weight of the cow and provides support
- Adjustable rear winch, clips and straps for raising the rear legs
- Two front and two rear foot blocks complete with ropes and two loose rear bolt on block housings
- Rear winch and strap can also be used to lift the front feet of the animal
- Foot Trimming Kits are available as a left hand or right hand operation

To see which cattle crushes the Foot Trimming Kit will fit to, see p.17

NB: Not suitable for use with Extension or Sliding Gate

Code	Product Information
F045 2100 01	R/H Kit
F045 2100 11	L/H Kit



Superscoop®

The Superscoop® is an essential addition to any cattle crush (compatibility dependent) as it stabilises and restricts the side-to-side movement of the animals head, making tasks such as bolus delivery and ear tagging effortless. The Superscoop also offers increased safety for both the animal and the operator, which is paramount.

Our latest design (version 4.5) includes a positive unidirectional lock and locking position for the scoop arm at rest (in its vertical position). This is crucial for preventing accidental damage when not in use. In addition to this key upgrade, the internal components have also been upgraded to improve the reliability and longevity of the product.

The Superscoop is supplied factory fitted as a right-hand unit, however it is configurable to be left hand operated by completing a simple change over procedure (full documentation is supplied with the product to aid this).









Features include:

- Improved plastic moulding for the scoop, offering greater strength whilst improving access to the head, reducing proximity to the eyes and minimising ear tag loss
- Locking ratchet mechanism using a concentric locking face and pawl allowing for an easy and quick release when under pressure, reducing strain on the operator and the animal
- A superior fixing bracket which offers a more stable point of rotation
- An extra-large diameter central pivot point distributes the load over a much greater area, significantly reducing the wear on the component
- Maintenance free central bearings designed from self-lubricating carbon filled PTFE, offer exceptional strength and wear characteristics
- Neat aesthetics featuring an all-internal mechanism, without reducing ease of maintenance
- May require some self assembly

To see which cattle crushes the Superscoop is compatible with, see p.17

Code F045 2200 18

- Optional Extras
- ✕ Not Available
- ✓ Standard

	LENGTH(mm)	BASE LENGTH(mm)	WIDTH(mm)	INTERNAL WIDTH(mm)	HEIGHT(mm)	CRUSH WEIGHT(KGS)	LOAD BARS	PALETT LIFTING POINT	SUPERSCOP®	FOOT TRIMMING KIT	ANYHAND REAR GATES	SLIDING REAR GATE	KOSK LUGS
 SARACEN SQUEEZE	2340	2200	840	740-260	1800	600	●	✓	●	●	●	●	●
 SARACEN SUCKLER	2340	2030	840	740	2000	461	●	✓	●	✓	●	●	●
 SARACEN ROTATING RUMP BAR	2340	2030	840	740	2000	461	●	✓	●	✕	✕	●	●
 CHIEFTAIN SQUEEZE	2960	2755	840	740-260	1900	675	●	✓	●	●	●	●	●
 CHIEFTAIN SUCKLER	2740	2560	840	740	1900	505	●	✓	●	✓	●	●	●
 CHIEFTAIN ROTATING RUMP BAR	2740	2560	840	740	1900	478	●	✓	●	✕	✕	●	●
 CRUSADER PLUS	2620	2438	840	740	1900	422	●	✓	✕	✓	●	●	●
 HIGHLAND	2775	2107	1300	740	1900	473	●	✓	✕	✕	✕	●	●



Weighing and EID Systems

Weighing is a vitally important component to better on-farm decision making and the weigh scale/data collector combined with EID equipment are the tools that enable you to begin this process. The investment in such technology will reap rewards in both the short and long term as a return can be realised immediately and over time there is the potential for a substantial return on the capital invested. Even farmers with high competence in assessing stock weights by eye will never be as accurate or as consistent at judging weight as a weigh scale.

The combination of EID technology and weigh scales makes weighing livestock an efficient process. The equipment reads quickly and is accurate every time, automatically matching the weight of the animal to its EID tag. Therefore, it offers improvements in traceability as with certain scales it is possible to see a full weight history of individual animals.

Additional benefits of operating an EID weighing system:

- Monitor animal performance- a full history of weights can be obtained by regularly weighing livestock. This can highlight whether animals are meeting their target for daily live weight gain (DLWG)
- Improved animal health- Individual animals who aren't performing as well as the rest of the herd can be identified and investigated to determine the cause of the reduced DLWG
- Forecast optimum time for sale- by realising the DLWG handlers can calculate approximately when the animals will be at the correct weight for sale. This can help to ensure a maximum price is achieved per animal
- Increased accuracy of benchmarking and performance recording- Animals can be linked back to their sire or dam, allowing high performing genetic lines to be highlighted. This can aid the process of selecting replacement stock

Weighing and EID Systems

Refer to (p.142) for more features and benefits



Comes with a tough and convenient canvas carry case

1. Animal data analysis on device. Shows individual weight gain graphs, as well as weight distribution plots for all animals within a weighing session
2. On board help 24/7 - the entire product manual is loaded into the product. Help is only one click away
3. Animal notes and note alerts - record notes against animals on the spot for later review. Notes alert the operator when the animals tag is read
4. Record life data and traits - Ideally suited to farmers wanting to record and review more information than simply weight. TW-3 can record up to 3 traits per session. TW-5 can record up to 9 traits per session
5. Tough, rugged exterior - Farm ready design. Toughened, scratch proof glass screen and waterproof casing makes it suitable for all environments
6. Market leading touch screen technology - large 177mm, full colour, outdoor readable in all conditions



TWR-1 Weigh Scale



- Manual and automatic weight locking options
- Assign visual tag against weight and EID number
- Calculates average daily weight gain and carcass weight
- Individual animal notes and weight recorded
- Review full animal history in the yard

TWR-5 Weigh Scale



- Manual and automatic weight locking options
- Assign visual tag against weight and EID number
- Calculates average daily weight gain and carcass weight
- Can record up to 9 traits per session
- Individual animal notes and weight recorded
- Multiple custom trait definitions (i.e. blood groups, genetics, condition score) to collect and edit data
- Weight based calculations (eg dose or kill out weight)
- Review full animal history in the yard
- Manage treatment and associate with holding periods

TW-1 Weigh Scale



- Manual and automatic weight locking options
- Assign visual tag against weight and EID number
- Calculates average daily weight gain and carcass weight
- Individual animal notes and weight recorded
- Review full animal history in the yard

TW-3 Weigh Scale



- Manual and automatic weight locking options
- Assign visual tag against weight and EID number
- Calculates average daily weight gain and carcass weight
- Can record up to 3 traits per session
- Individual animal notes and weight recorded
- Multiple custom trait definitions (i.e. blood groups, genetics, condition score) to collect and edit data
- Weight based calculations (eg dose or kill out weight)
- Review full animal history in the yard
- Manage treatment and associate with holding periods



An entry level all in one weighing and EID system

- Record livestock weights and sessions on your phone
- Can be controlled directly by the app
- Tough, farm ready exterior
- Simple to use interface
- Large, easy to read screen
- Automatic and manual weight lock modes
- Suitable for permanent or temporary installation
- Easy to measure livestock performance
- Rechargeable battery



Quick Weigh Kit 600



- Scales W0
- Load bars - 2500kg - 600mm

Code

F047 2002 51

Quick Weigh Kit 1000



- Scales W0
- Load bars - 2500kg - 1000mm
- Comes with fixing brackets to suit IAE crushes


Code

F047 2002 30

Loadbars

- Heavy galvanised steel chassis construction for long life and to withstand the harshest environments
- Easy maintenance with no moving parts that can wear out
- 6000mm long, tough polyurethane loadbar cables with spring wire protection to minimise damage in the yard
- Designed for outdoor use with fitted high quality, moisture proof connectors
- Easy to bolt down with bottom feet-mounting holes that extend beyond top covers
- No rubber mounts

Standard Load Bars



- 2500kg weighing capacity
- 1000mm wide

Code

B123 0361 00

Quick Weigh Kit 600 with Weigh Tray



- 2346mm long x 700mm wide x 100mm deep

Code

F047 2002 12

Heavy Duty Load Bars



- 5000kg weighing capacity
- 1000mm wide

Code

B123 0362 00

2 YEAR WARRANTY

HR4 & HR5 Portable Hand Held EID Tag Readers

Refer to (p.142) for more features and benefits



Comes with handy robust carry case

- 1. 2.8" backlit colour display with high resolution large graphics
- 2. Compatible with Gallagher and other brands of EID capable weighing data collectors
- 3. Fast and continuous reading with one trigger click
- 4. Market leading ergonomic design with long reach and hand guard for maximum operator safety
- 5. Simple connectivity - Includes PC and charging cable
- 6. LED, vibration and beeper to indicate successful tag reads
- 7. ISO half and full duplex compliant
- 8. Pair with other devices - Easily search and connect via Bluetooth to other devices



Free Animal Data Transfer App
Transfer animal data using your Gallagher Hand Held EID Tag Reader and Android Smartphone Available FREE from Google Play



Animal Performance Software (APS standard included)
Analyse data and upload in three easy steps

HR4 EID Tag Reader



Code	Product Description
B123 0350 04	HR4 Portable EID Tag Reader

HR5 EID Tag Reader



Code	Product Description
B123 0350 05	HR5 Portable EID Tag Reader



BENEFITS OF A FIXED CATTLE HANDLING

Handling cattle, whether to complete routine procedures or to treat ill health, is an inevitable part of livestock production. In addition to this, it can also be a dangerous task, especially when handling cattle that are not used to regular human interaction.

A fixed cattle handling system offers the perfect opportunity to mitigate such risks, as it comprises of a whole range of beneficial features that have all been designed with operator and cattle safety in mind.

As well as safety considerations, minimised stress is an integral part of cattle handling. Scientific research indicates clearly that cattle can be adversely affected by the stress of handling, which goes on to impact the health, growth and reproduction of cattle as well as the profitability of the enterprise.

By considering the latest theories in animal handling and welfare, a fixed cattle handling system is designed to offer cattle a handling experience that is as stress free as possible.





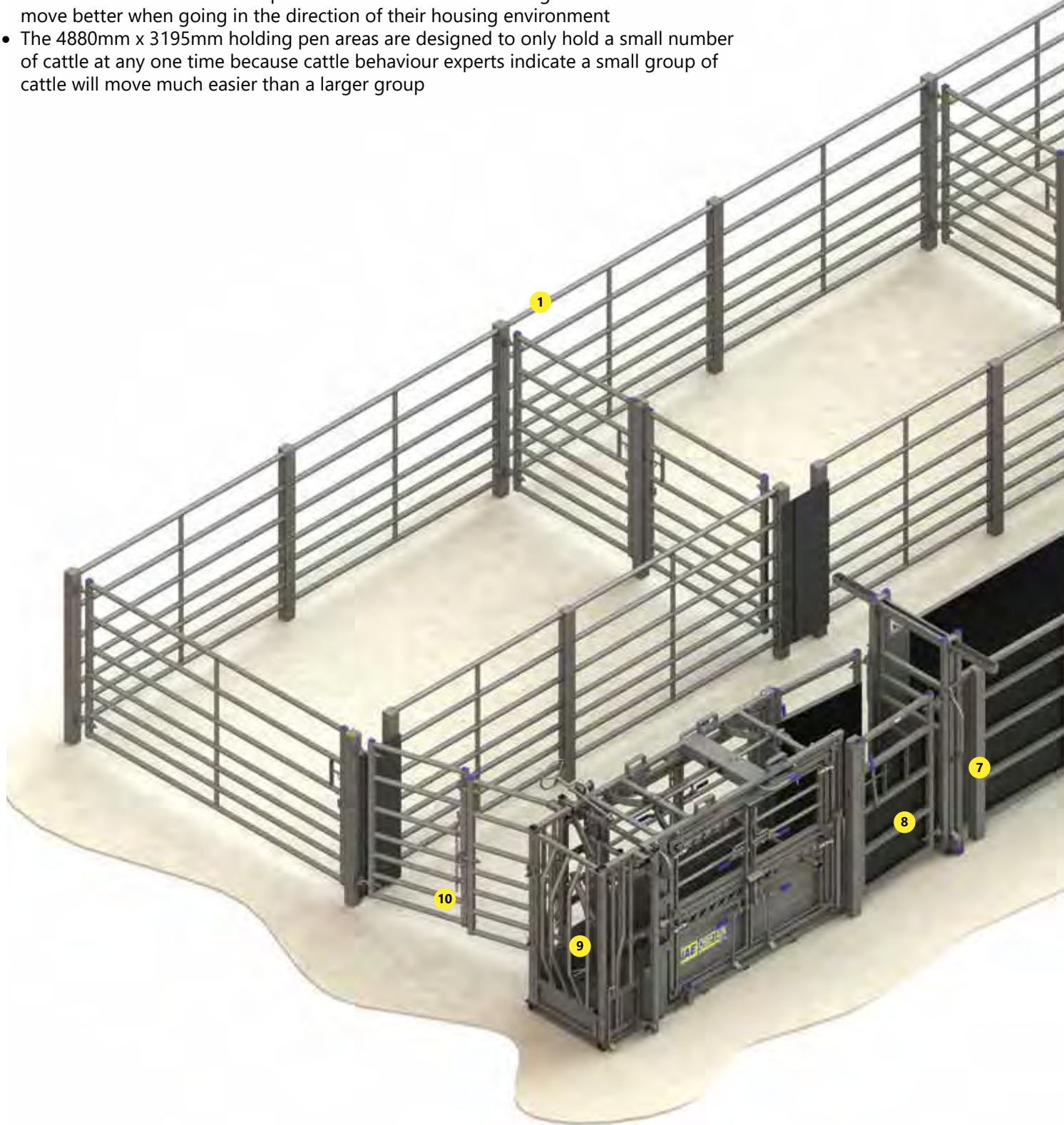
FIXED CATTLE HANDLING

Any Hand Crowding Pen Shown with Fully Clad (Stockboard) Straight Race

03

Incorporated animal welfare and safety features:

- Cattle easily become distracted when moving through confined spaces, therefore our race panels are fully clad to a height of 1560mm to reduce distractions and aid flow
- The semi-circular forcing pen turns the cattle through 180 degrees which is driven by research suggesting cows have a tendency to return to the direction they came from
- Narrow personnel gaps provide the handler with access to the holding pens or egress in emergencies
- It is advised that the race exit points towards the cattle housing or field as cattle will move better when going in the direction of their housing environment
- The 4880mm x 3195mm holding pen areas are designed to only hold a small number of cattle at any one time because cattle behaviour experts indicate a small group of cattle will move much easier than a larger group



1. 1465mm high 7 Rail panels and gates hang at 1675mm high to form holding pens

3. 1560mm high fully clad crowding pen hangs at 1675mm high x 6210mm overall wide

5. 1560mm high fully clad straight race panels hang at 1675mm high

8. Vet access gates

2. Part clad forcing gate comes with ring hinges

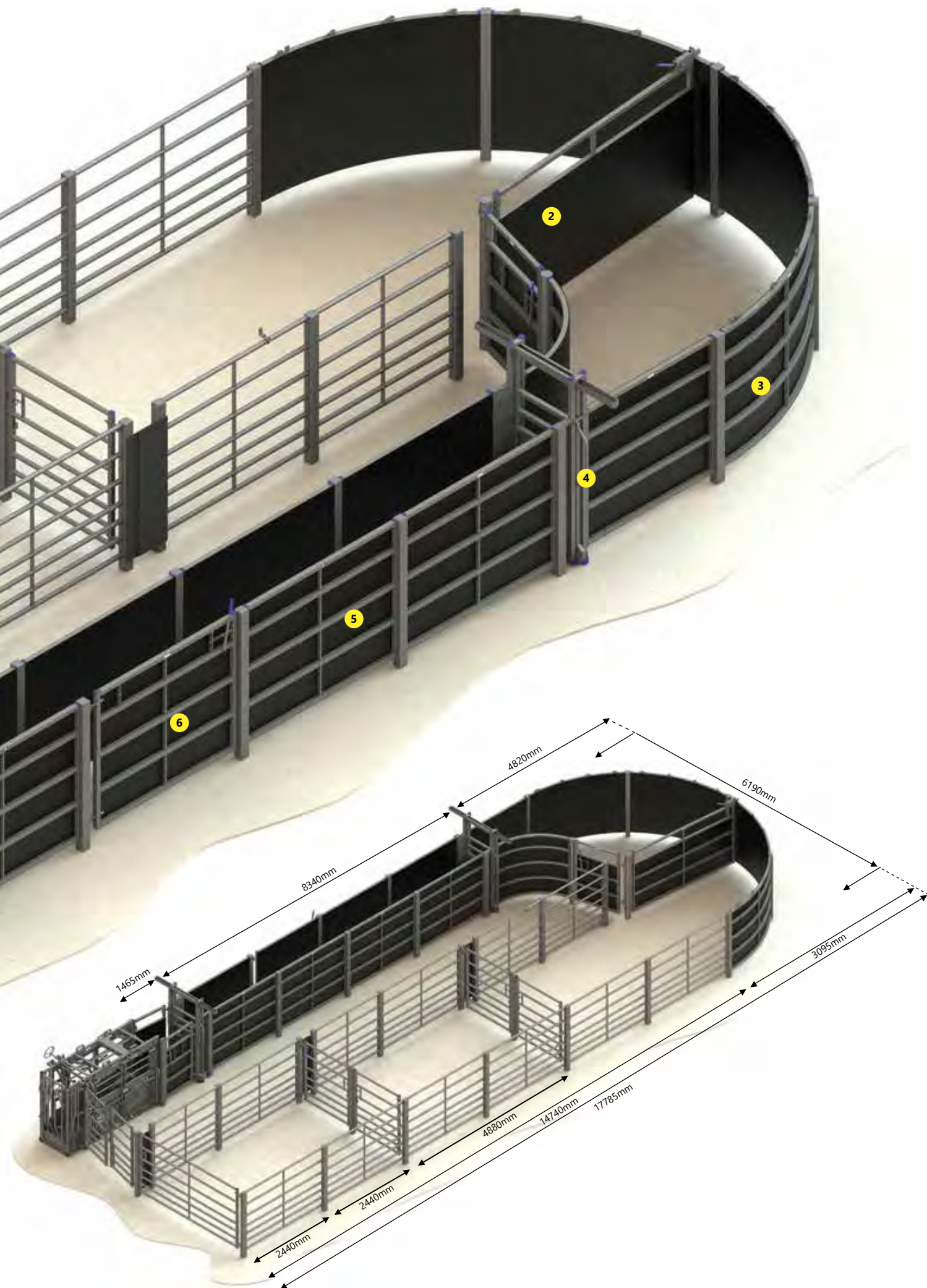
4. Slide gate included in crowding pen section

6. Diverter gate

9. Cattle crush (not included)

7. Slide gate included in race section

10. Safe zone gate



Race Options

Straight Race



- 8340mm long
- 740mm wide
- 1560mm high fully clad stockboard panels
- Includes one diverter gate
- Sliding gate included at the front of the race to control cattle flow


Curved Race



- 8340mm long
- 740mm wide
- 1560mm high fully clad stockboard panels
- Panels are curved to aid cattle flow
- Includes one diverter gate
- Sliding gate included at the front of the race to control cattle flow




Folding Cattle Race Step



- For use on straight race systems only
- Cantilever design
- Punch-formed step surface to provide better grip for the operator
- Aids visibility of stock
- Makes treatment administration such as pour on treatments much easier
- Can be folded up when not required to aid space efficiency
- Race panels pre-drilled to accommodate for step (late 2022 models onwards)

Half Dual Width Cattle Race






- Panels down one side of the race are adjustable
- Panels down the other side are standard
- When working with smaller stock, adjustable panels can be dropped in
- Creates a minimum width of 610mm
- Prevents young stock from turning inside the race
- When working with larger animals panels can be lifted out to create a maximum width of 740mm

Full Dual Width Cattle Race



- Panels down both sides of the race are adjustable
- When working with smaller stock, adjustable panels can be dropped in
- Creates a minimum width of 480mm
- Prevents young stock from turning inside the race
- When working with larger animals panels can be lifted out to create a maximum width of 740mm
- If required just one side of panels can be dropped in to create a 610mm wide race







For ultimate flexibility you cannot improve upon our range of portable cattle handling equipment, suitable for field usage but can be used in a yard with the addition of some permanent fixtures.

All items are quick and easy to assemble and due to their modular nature you can make the system as large or small as your needs or space will allow.




Portable Cattle Handling Starter Kit

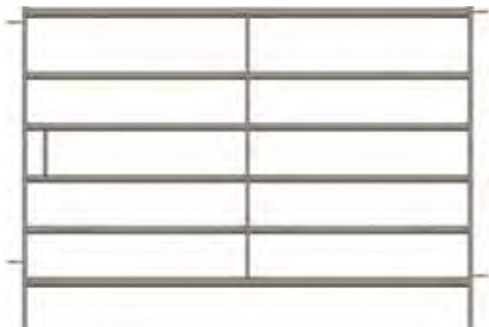
- A basic set of hurdles, gates and frames which can be assembled in a variety of ways to suit your individual requirement
- Quick and easy to assemble
- Ideal for setting up in the field or on the farm yard

NB: May require some permanent fixtures if set up on concrete.

Qty	Product Description
10	3050mm 6 rail portable cattle hurdle
15	20mm diameter coupling bar 1400mm Long
1	840mm wide race arch
1	840mm wide race arch c/w gate
1	1575mm wide race arch c/w gate

Code F040 2025 01





- Improved hurdle strength featuring 40mm x 20mm RHS bracing
- 1525mm high
- 1830mm high x 7 rail units also available (made to order)
- The position of the top drilled lugs prevent potential leg traps on all 6 rail units
- Cattle hurdles are now supplied with box section vertical infills for additional strength

Code	Length (mm)	Height (mm)
F040 2002 08	2440	1525
F040 2002 10	3050	1525

6 Rail Hurdle with Diverter Gate



- Diverts stock out of race
- Locks in divert position if required

Code	Length (mm)	Height (mm)
F040 2004 10	3050	1525

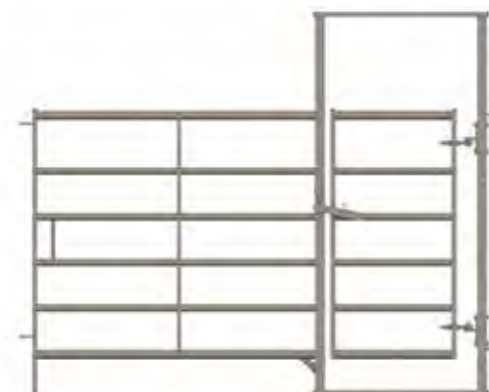
6 Rail Gate Built into Hurdle Frame



- Gate hangs at 1525mm high inside a 2050mm high frame
- Comes complete with fixing lugs and hinge hook

Code	Length (mm)	Height (mm)
F040 2007 08	2440	1525
F040 2007 10	3050	1525

6 Rail Hurdle with Access Gate



- Enables personnel access into/through the race
- Locks off at 90° across race width when used in conjunction with F040 2014 02 drop over bolt latch receiver

Code	Length (mm)	Height (mm)
F040 2005 10	3050	1525



Race Joining Arch with Gate



- Used in portable systems where posts are not practical
- Prevents hurdles from splaying when forming part of the race
- Standard frames come complete with drilled lugs each side to connect to hurdles
- Gate units have drop over bolt latches fitted
- Gate units are complete with two pairs of drilled lugs and one pair of hinge hooks
- Some fittings will be provided loose to bolt on

Code	Width (mm)	Height (mm)
F040 2006 02	840	2050
F040 2007 02	1575	2050

Race Joining Arch



- Used in portable systems where posts are not practical
- Prevents hurdles from splaying when forming part of the race
- Standard frames come complete with drilled lugs each side to connect to hurdles
- Some fittings will be provided loose to bolt on

Code	Width (mm)	Height (mm)
F040 2006 01	840	2050
F040 2007 01	1575	2050

Support Posts



- To be used when connecting hurdles in semi permanent situations
- Standard posts come complete with a pair of slotted lugs welded on at 180° to each other. Other options available
- 100mm x 100mm x 1980mm long SHS

Code
F040 2020 08

Lugs on Plate



- To be used to connect hurdles to existing walls etc
- Two slotted lugs welded onto a 1280mm long continuous drilled plate

Code
F016 0012 23

Coupling Rod - to suit hurdles



- Rod with 90° bend connects all hurdles to each other and to joining frames etc
- Position of top lugs on hurdle enables coupling rod to eliminate potential leg trap between vertical end stiles of hurdles

Code
F040 2015 01



Sliding Gate in Race Joining Arch



For use within race systems, the sliding gate provides a part sheeted barrier to cattle

- The sliding gate can be operated from either side due to retractable sliding gear
- Flip over catch can be used on one or both sides of the gate to lock it in position
- The door is part sheeted and part vertical railed to allow the cattle to see down the race

Code	Product Information
F040 2008 04	Bolt to Crush
F040 2008 01	Standard

Cattle Stop Gate in Frame



Showing gate closed



Showing gate open

- 500mm long x 935mm wide x 1950mm high
- Acts as a non return gate when closed, stopping the next animal in the race
- Gate is locked when in the closed position
- Operating wheels both sides
- Can be rope operated remotely
- Comes complete with fixing lugs each side
- Coupling rods are not included

Code
F040 2016 02

Backing Up Bar Assembly



- Traditional ratchet style backing up bar facility clamps onto cattle hurdles
- Comes complete with backing up bar

Code
F040 2014 01

Cattle Lugs - on vertical plates



- To be used when needing to connect hurdles to existing posts etc
- Drilled lugs are priced per pair

Code
F040 2015 08



RoteX®

The RoteX® Mobile Cattle Handling System is a quick, easy and extremely convenient way of handling cattle both in the field or on the farmyard. The RoteX has been designed with the latest ideas and theories of animal welfare and handling in mind, which is why the design features a semi-circular crowding pen.

Additional design features, such as fully clad (stockboard) outer radius hurdles and part-clad inner panels have been incorporated into the system to prevent cattle from looking beyond the system, whilst also maximising the handler's visibility of all the animals held within the system.

To ensure maximum safety whilst transporting the RoteX system, it is supplied in its own bespoke transport crate, which is complete with 3-point linkage points and pallet forklifting points for ease of manoeuvring.





1. Gates and hurdles in race section have open top space for increased animal visibility
2. Radiused hurdles are any hand, to allow the system to be set up to flow cattle in the opposite direction
3. Mesh viewing gap
4. Unique continuous central locking ratchet plates allow continuous forcing around the system with no interruptions at panel joins, yet still retain the non-return safety feature

5. Full clad (Stockboard) outer radius hurdles
6. 5000mm nominal diameter forcing ring
7. The Rotex system can be set up either left-hand or right-hand depending upon application
8. Supplied in its own bespoke crate ready to erect in sequence



Qty	Product Description
1	Forcing Gate with special lever operated bolt with noise reduction buffer and mesh viewing gap
3	Radius Panels with central locking ratchet plates
1	Frame with exit gate
3	Support Arches
1	Race Arch
2	2125mm Hurdles with viewing gaps
13	Coupling Rods
1	Purpose Built Crate for easy storage and handling also with 3 point linkage and pallet fork lifting points





Self closing yoke design activated by the animal's forward movement.

- Release handles fitted to both sides
- If an animal shuts the yoke having not put its head through, reset handles allow yoke to be reset without needing to let the animal exit the crush
- Operator handle assists animal exit if required
- Fully sheeted baffle plates to eliminate leg trapping
- Adjustable width yoke with 7 settings between 100mm and 250mm
- Vertical yoke arms to reduce the risk of choking if the animal collapses
- Lugs and short coupling rods included to fix to portable cattle hurdles etc
- Compatible with Superscoop® (See p.16)

Code
F040 2001 01



Chieftain Yoke Gate in Frame



Manually operated scissor yoke with fully retractable yoke arms. Lever operating handle lifts the yoke upwards after the animals head has gone past.

- Fully opening front and side gates form the front cage enabling greater access around the head
- Fitted with adjustable anti-jump bar to reduce the chance of animals lifting their legs over the individual yoke arms
- Simple quiet winding adjustment gives infinite yoke widths between 100mm and 290mm
- Vertical yoke arms to reduce the risk of choking if the animal collapses
- Lugs and short coupling rods included to fix to portable cattle hurdles etc
- Compatible with Superscoop® (See p.16)

Code
F040 2001 12





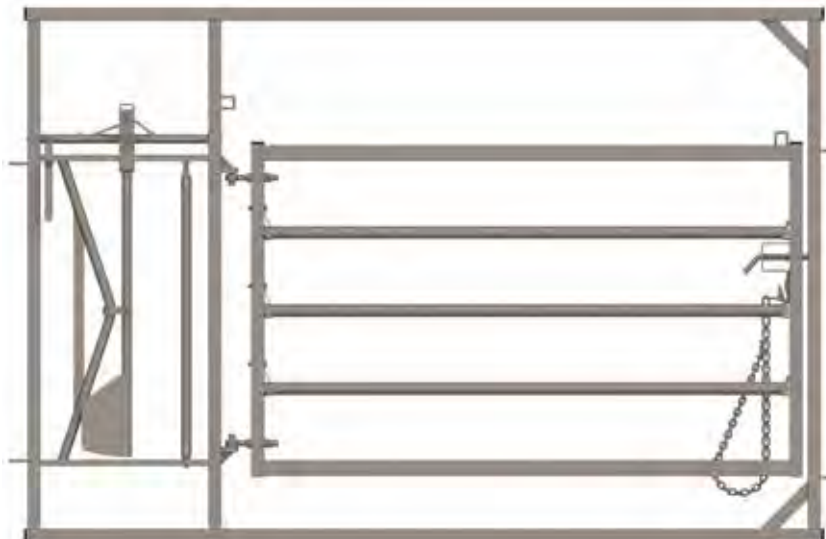
Deluxe Calving Hurdle

The Deluxe Calving Hurdle is an essential item to any farmer during the calving season. The hurdle enables the pregnant animal to be isolated and safely restrained so that you can aid the birthing process in a controlled, calm and safe manner.

The addition of removable rails built into the restraining gate allows caesarean sections to be performed easily. Simply remove the rails to provide you and the vet with the space you need to safely remove the calf. Due to caesarean sections only being able to be performed on one side of the cow, the hurdle is set to be one hand only.

The calving hurdle is fronted by a unique yoke which is positioned differently to that of a standard feeding yoke. Due to the higher risk of animals going to ground during birth, the yoke is designed to allow for this and will therefore allow for the cow to go to ground without choking.

- 5 rail gate with 3 removable rails
- The 3 removable rails either allow for a caesarean section to be performed or for the calf to suckle from its mother
- Cow can be yoked to assist with the calving
- The yoke is easily operated via a rope which extends to the back of the hurdle. This makes isolating the cow in the calving hurdle a one-person job.
- 3050mm long
- Low safe exit from yoke in case of the animal going to the ground
- Set at 90° from another fence line to create a temporary calving area




Code

F040 2013 20






This equipment is Hot Dip Galvanised to BS EN ISO 1461, however, where the equipment will be in prolonged contact with silage or other mineral rich water, it is recommended that food safe or non-toxic epoxy is applied to areas of the product which will be in contact with silage, feed or water before use, and then periodically thereafter when it is empty, clean and dry in order to prevent corrosion of the steel and zinc and therefore extend the life of the equipment. See p.142 for further information.





We offer a comprehensive range of standard and bespoke feed barriers to suit all of your livestock feeding requirements. Selecting the correct feed barrier for the type of animal you are housing is imperative for helping to prevent head trapping and neck rubs whilst ensuring the animals can feed freely and naturally without any need to strain.



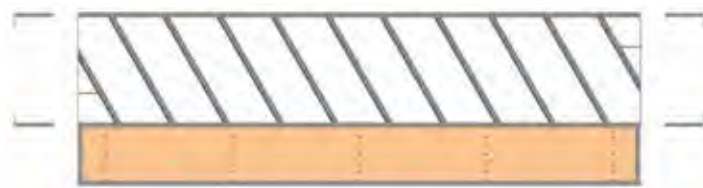
Diagonal Feed Fence 915mm high - no base





Code	Length (mm)	Flat Brackets	Angle Brackets	Flat Plate	Flat Bracket
F030 2010 01	2968 ¹			✓	
F030 2010 06	4420 ²	✓			Angle Bracket 
F030 2010 04	4420 ²		✓		
F030 2003 12	4482 ³			✓	
F030 2010 17	5850 ⁴	✓			
F030 2010 18	5850 ⁴		✓		

Adjustable brackets enable panels to fix between or on the face of various stanchions & posts

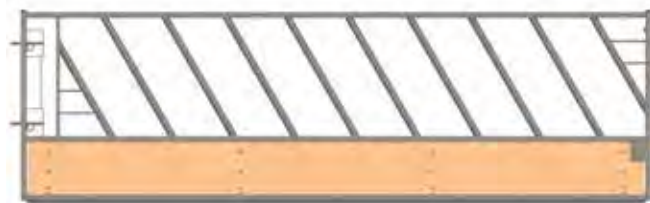
Diagonal Feed Fence 1370mm high - timber base



Code	Length (mm)	Flat Brackets	Angle Brackets	Flat Plate	Flat Bracket
F030 2010 07	4420 ²	✓			
F030 2010 05	4420 ²		✓		Angle Bracket 
F030 2010 09	4482 ³			✓	
F030 2010 15	5850 ⁴	✓			
F030 2010 16	5850 ⁴		✓		

Adjustable brackets enable panels to fix between or on the face of various stanchions & posts

Diagonal Feed Fence Gate Unit 1335mm high - timber base



- Single acting gate units with timber base complete with two built in keyhole sliding bolts for added safety
- Units have 25mm sleeved hinge eyes
- Supplied with 410mm timber base
- Various fittings available depending on application

Code	Length (mm)
F030 2010 11	4450 ² Single acting

1. Creates 3050mm centres with 80mm x 80mm posts
2. To suit nominal 4570mm bays
3. Creates nominal 4570mm centres when used with 90mm x 90mm posts
4. To suit nominal 6000/6100mm bays (may not be suitable in all situations please call the sales office for further information)

Posts to Suit Feed Barriers

Code	Product Information
F030 2012 01	80 x 80 RHS to suit 3660mm panels
F030 2012 02	90 x 90 RHS to suit 4570mm panels
F030 2012 03	100 x 100 RHS to suit 6100mm panels

Feed Barrier Specification

- 60mm x 40mm RHS horizontal rails up to and including 4880mm long
- 80mm x 40mm RHS horizontal rails over 4880mm long (where deemed appropriate)
- 48.3mm dia tube diagonal rails at 432mm approx centres reduces bullying



NB: All types of feed fence can be supplied as double acting gate units (where coupling rods are used and the gate can be opened from either end)



Single Rail Feed Barrier, Post & Fittings

Code	Product Information
	Rails
A356 0332 61	6100mm length of 60.3mm dia tube
A357 6140 61	6100mm length of 76.1mm dia tube
	Posts
F030 2024 21	100 x 100 SHS 2000mm long single rail feed fence post plain
F030 2024 48	100 x 100 SHS 2000mm long single rail feed fence post drilled
	Brackets
F030 2024 41	Single rail feed fence post bracket to suit 60mm dia rails
F030 2024 42	Single rail feed fence post bracket to suit 76mm dia rails
	Channels
F030 2024 53	400mm long 80mm internal bolt on channels - 75mm timber boards
F030 2024 51	400mm long 85mm internal bolt on channels - 80mm concrete panels
F030 2024 52	400mm long 105mm internal bolt on channels - 100mm concrete panels

- Low cost alternative to other feed fence options
- May need some self assembly
- 60.3/76.1mm dia tube rails 6100mm long as standard to suit 3050/4575mm posts/RSJ centres
- Can fix to existing steelwork or supplied with support posts
- Other fittings available



Tombstone Feed Fence 745mm High

No Base

Code	Length (mm)	Cow Spaces
F030 2240 01	672	1
F030 2240 02	1333	2
F030 2240 03	1993	3
F030 2240 04	2654	4
F030 2240 05	3314	5
F030 2240 06	3974	6
F030 2240 07	4635	7

With Base

Code	Length (mm)	Cow Spaces
F030 2240 11	672	1
F030 2240 12	1333	2
F030 2240 13	1993	3
F030 2240 14	2654	4
F030 2240 15	3314	5
F030 2240 16	3974	6
F030 2240 17	4635	7

- Designed specifically for horned animals to reduce the risk of trapped heads
- 745mm high unit sits above a 460mm base unit at 660mm centres giving 203mm clear gaps
- Available with and without timber base or as a gate unit
- Bespoke sizes available

Tombstone Feed Fence Support Posts

Code	Posts (mm)	Product Information
F030 2012 40	80 x 80 RHS	1670mm long to suit panels up to 3360mm
F030 2012 41	90 x 90 RHS	1670mm long to suit panels up to 4635mm

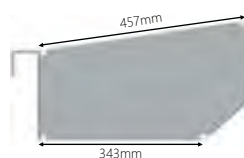


2 In 1 Cattle Feed Fence Gate Units c/w Hinge Eyes At Each End - Double Acting

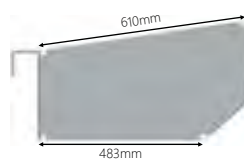
- Heavy duty diagonal feed fence c/w 4 x 25mm sleeved hinge eyes and 2 x coupling bars
- Supplied with 2mm thick detachable steel feed troughs which are available in 3 sizes
- Offers flexibility in that the gate can be opened from either end providing easy access to the pen
- Fixed 2 in 1 units and single acting gate type units are available upon request



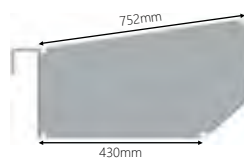
Code	Length (mm)	Width (mm)	Depth (mm)
F030 2110 15	4575 stanchion centres	457	216
F030 2110 20	6100 stanchion centres	457	216



Code	Length (mm)	Width (mm)	Depth (mm)
F030 2112 15	4575 stanchion centres	610	255
F030 2112 20	6100 stanchion centres	610	255



Code	Length (mm)	Width (mm)	Depth (mm)
F030 2114 15	4575 stanchion centres	760	355
F030 2114 20	6100 stanchion centres	760	355



- **NB:** Units over 4880mm long will have troughs fabricated in two sections which may be of unequal length
- **NB:** All 2 in 1 double acting gate units are approximately 305mm shorter in length than the stanchion centre to centre dimension

Vertical Plate Stanchion Fittings

Code	Product Information
F016 0020 25	25mm hinge eye on vertical drilled plate
F016 3120 40	Pack of 4 M12 x 40mm bolts and nuts

Angle Bracket Stanchion Fittings


Code	Product Information
F030 2013 20	To suit 100mm stanchion
F030 2013 21	To suit 135mm stanchion
F030 2103 22	To suit 145mm stanchion
F030 2013 23	To suit 150mm stanchion


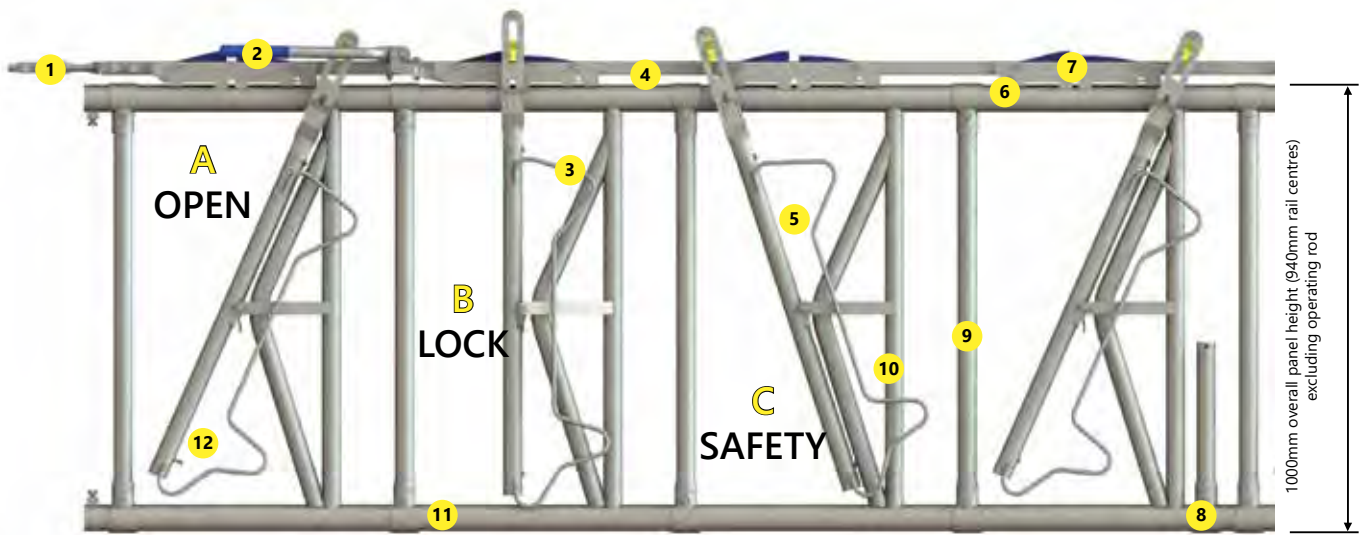
Yokemaster®

Designed for dairy cattle, the YokeMaster® self-locking yoke panel allows for cows to feed freely as they would at a standard feed barrier but it also allows for the animals to be locked into the panel through the use of a simple operating handle. Being able to lock the animals into the self-locking yoke panels permits standard veterinary and welfare procedures, such as artificial insemination (AI) and pregnancy diagnosis (PD), to be conducted within the familiar habitat of the cow. Consequently this leads to reduced stress and increased yields amongst the herd.

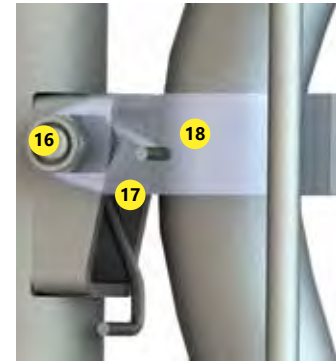
Key Features Include

- **Unique patented locking arrangement**
Features quiet, self lubricating, steel core polymer drop latch for added strength and quieter operation
- **Operate up to 50 headspaces with one handle**
This easily exceeds what is realistic with competitor panels
- **Reliable locking - will not skip over lock**
Once locked, the YokeMaster® will not jump or slip out of its locked state
- **Offset yoke arm pivot**
The offset pivot of the YokeMaster® completely eliminates pivot point neck rub
- **1000mm high panel**
Increased from 915mm high. This reduces rubbing and abrasions on the neck. Panels are available with up to 10 spaces. You can use a single panel in a 6000mm bay
- **Operating rod**
Unique threaded adjustment/link system to enable multi-panel set-up






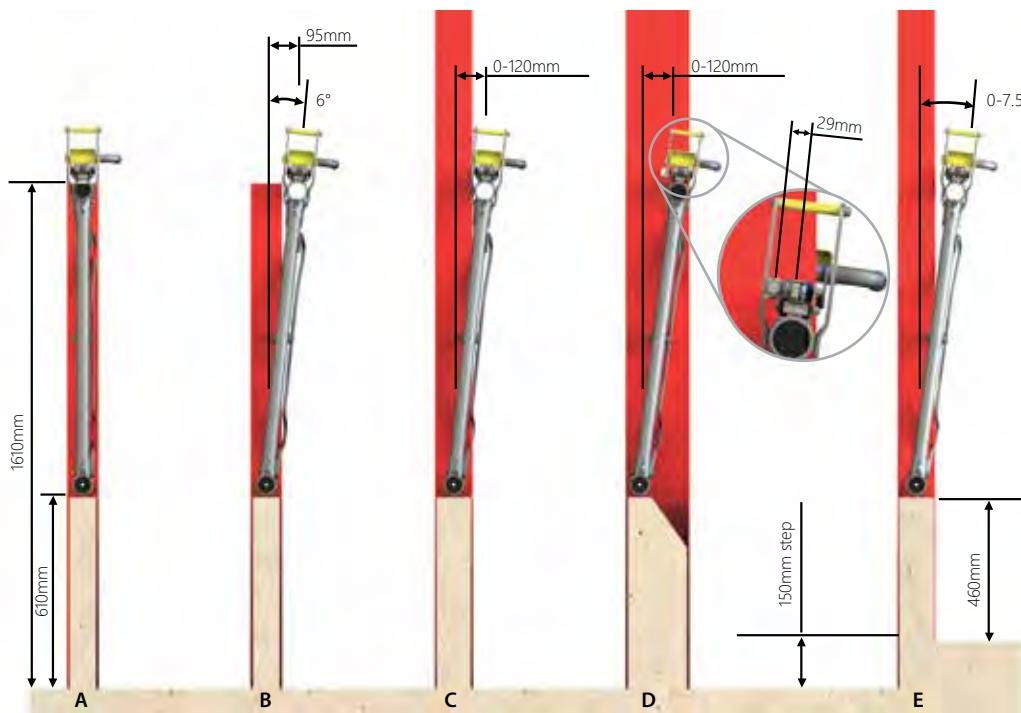
- Polymer drop latch reduces noise
- Steel core adds weight for more reliable locking and strength
- Inaccessible to animals. Allows for individual animal release



- | | | | |
|--|--|--|--|
| <p>1. Threaded operating rod linkage allows highly accurate alignment of adjacent yoke panel operating rods</p> <p>2. Operating handle lies horizontally. Moving through 180° it offers Exceptional Leverage allowing 50 animal headspaces to be operated (linked panels)</p> <p>3. Rubber bump stops on yoke arm (top and bottom) for reduced noise</p> <p>4. Unique sliding 40mm x 20mm operating rod</p> <p>5. Heifer head trap prevention</p> | <p>6. Easy access for cleaning and maintenance</p> <p>7. Clean/obstruction free top rail design minimises ear tag loss</p> <p>8. 4420mm and 5850mm long panels supplied with fixing post to be cast into stub wall. It is imperative this is used to support the centre of the panel. If alternative wall used (pre-cast concrete panel or similar), an alternative fixing MUST be made. Support directly from timber boards is insufficient</p> | <p>9. 42.4mm adjustable head-gap rail 230-140mm (200mm standard)</p> <p>10. 42.4mm dia vertical rails & yoke arm</p> <p>11. 60.3mm dia horizontal rails</p> <p>12. Calf head-trap prevention</p> <p>13. Locking Mechanism featuring polymer latches for self lubrication, reduced friction and noise</p> <p>14. Quiet and smooth operating polymer drop latch features steel core for strength and weight to aid locking</p> | <p>15. Pressed steel yoke arm fork</p> <p>16. Unique Offset Yoke Arm Pivot point for greater animal welfare means no neck rub on pivot bolt</p> <p>17. Axially mounted torsion spring for long life. Automatically returns yoke arm to open position</p> <p>18. Dual pivot mounting plates</p> |
|--|--|--|--|



- Operation handle moves through 180° and lies parallel to top tube when at rest - inaccessible to animals, no lock required
- Long handle gives excellent leverage - 50 plus headspaces (on linked panels) can be operated with a single handle. Handle not supplied with panel and is purchased separately
- 1 space panel requires different handle (90° movement to avoid clash with stanchion) - F030 2250 17



NB: The installation heights are based on typical mature dairy cows. These heights may require adjustment for different sized animals. Heights are based on the scrape passage floor level.

Points to think about!
It is recommended that panels be inclined when installed.

By inclining the panels it has the following benefits:

- Reduced loads on the panels from animals as reach for fodder is increased
- Reduction in wear on animals shoulders/withers/neck
- No need to drill, operating rod passes directly in front of stanchion, negating the need to drill stanchion to link panels

Example set-ups are pictured detailing installation arrangements.

A and B depict installation on posts vertical and inclined.

We recommend the panels to be inclined. In all installations it is important to maintain the 610mm dimension from the floor lever.

C and D show installation when fitted to stanchions using angle brackets top and flat brackets bottom. Here the operating rod of linked panels runs across the face of the vertical. Whilst inclining the panels is recommended, this lean should not exceed 120mm (tube centres) - up to 7.5°.

D shows an inclined panel fitted within the web of a large stanchion. The RSJ will have to drilled to accept the operating rod connector (linked panels).

E illustrates a stepped feed passage relative to the scrape passage, a step of 150mm is recommended.

Yokemaster panels c/w 2 angle and flat brackets (inclined installation)

Yokemaster panels c/w 4 angle brackets (installation on RSJ/post face)

Code	Length (mm)	Yoke Panels	Centres (mm)
F030 2251 40	630	1	770
F030 2251 41	1262	2	1425
F030 2251 42	1866	3	2005
F030 2251 43	2504	4	2645
F030 2251 44	3142	5	3280
F030 2251 45	3780	6	3920
F030 2251 46	4420	7	4560
F030 2251 48	5850	10	6000

Code	Length (mm)	Yoke Panels	Centres (mm)
F030 2251 30	630	1	770
F030 2251 31	1262	2	1425
F030 2251 32	1866	3	2005
F030 2251 33	2504	4	2645
F030 2251 34	3142	5	3280
F030 2251 35	3780	6	3920
F030 2251 36	4420	7	4560
F030 2251 38	5850	10	6000

Yokemaster panels c/w 4 flat brackets (installation on RSJ/post)


Code	Length (mm)	Yoke Panels	Centres (mm)
F030 2251 20	630	1	770
F030 2251 21	1262	2	1425
F030 2251 22	1866	3	2005
F030 2251 23	2504	4	2645
F030 2251 24	3142	5	3280
F030 2251 25	3780	6	3920
F030 2251 26	4420	7	4560
F030 2251 28	5850	10	6000

Code	Product Information
F030 2250 08	Yokemaster operating handle
F030 2250 09	Yokemaster operating rod joiner kit

Code	Product Information
F030 2012 27	90 x 90 SHS support post assembly
F030 2012 28	100 x 100 SHS support post assembly

Young Stock Yokes

- Designed to be suitable for use with young stock
- Head spaces are narrower to prevent anymore than the head and neck fitting through
- Includes all the features of a standard YokeMaster panel





This equipment is Hot Dip Galvanised to BS EN ISO 1461, however, where the equipment will be in prolonged contact with silage or other mineral rich water, it is recommended that food safe or non-toxic epoxy is applied to areas of the product which will be in contact with silage, feed or water before use, and then periodically thereafter when it is empty, clean and dry in order to prevent corrosion of the steel and zinc and therefore extend the life of the equipment. See p.142 for further information.



The quality of the housed environment has a major impact on dairy herd welfare and economic performance. Time spent planning your dairy housing solution will reap the benefits for the life and productivity of the cows living within.

We have been manufacturing cubicles of varying designs for almost as long as we have been trading. During this time we have been involved with many large UK and internationally based dairy farms, as well as industry experts who have led us to design a tried and tested range of cubicles that offers your herd maximum comfort and welfare.



Ultima® Cubicle

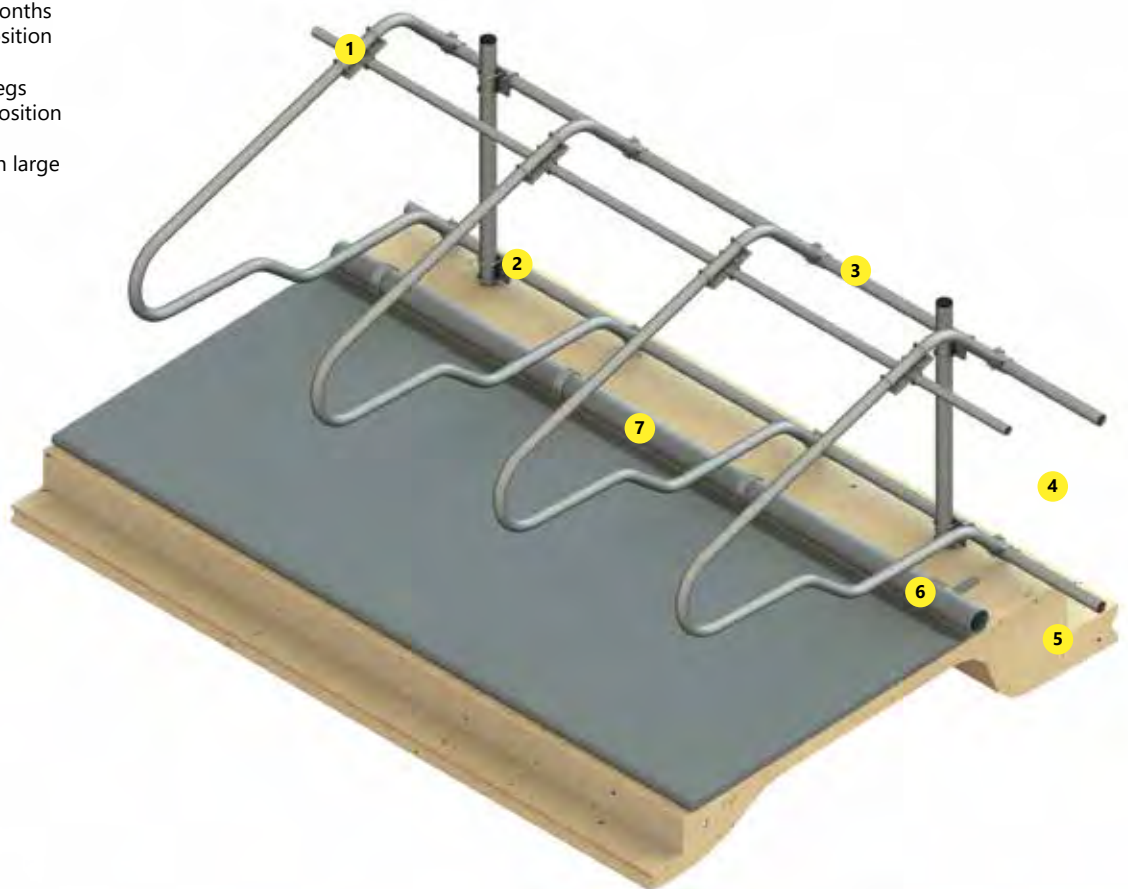
Our Ultima cubicle has been designed to be the modern choice for a successful dairy housing unit.

As per our previous cubicle styles, the Ultima maintains the same high head rail position, but also includes the option to raise the head rail further if required. To increase the lunge zone of the cow, we have also dropped the lower support rail closer to the bed, which helps to prevent head or leg traps and in addition to this, the upper support rail has also been lowered to prevent animals walking through the bed.

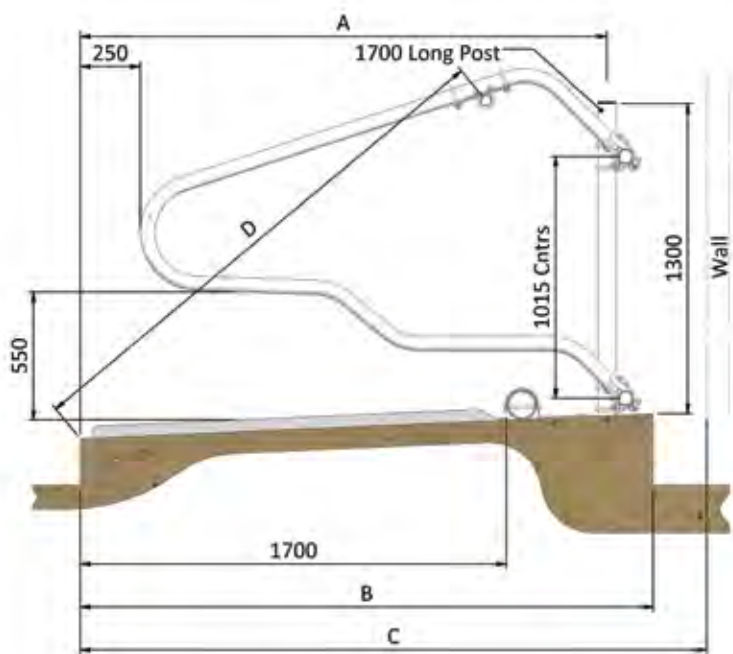
These features have greatly improved the acceptance rates into the bed and helped to achieve a higher percentage of animals lying correctly for the longest period of time.

Key Points to Understanding the Ultima® Cubicle

- Suitable for stock over 22 months
- Improved initial standing position prior to lying down
- Reduced pressure on back legs due to correct preliminary position (no perching)
- Lying in correct position with large lunge zone
- Superb acceptance rates for improved comfort



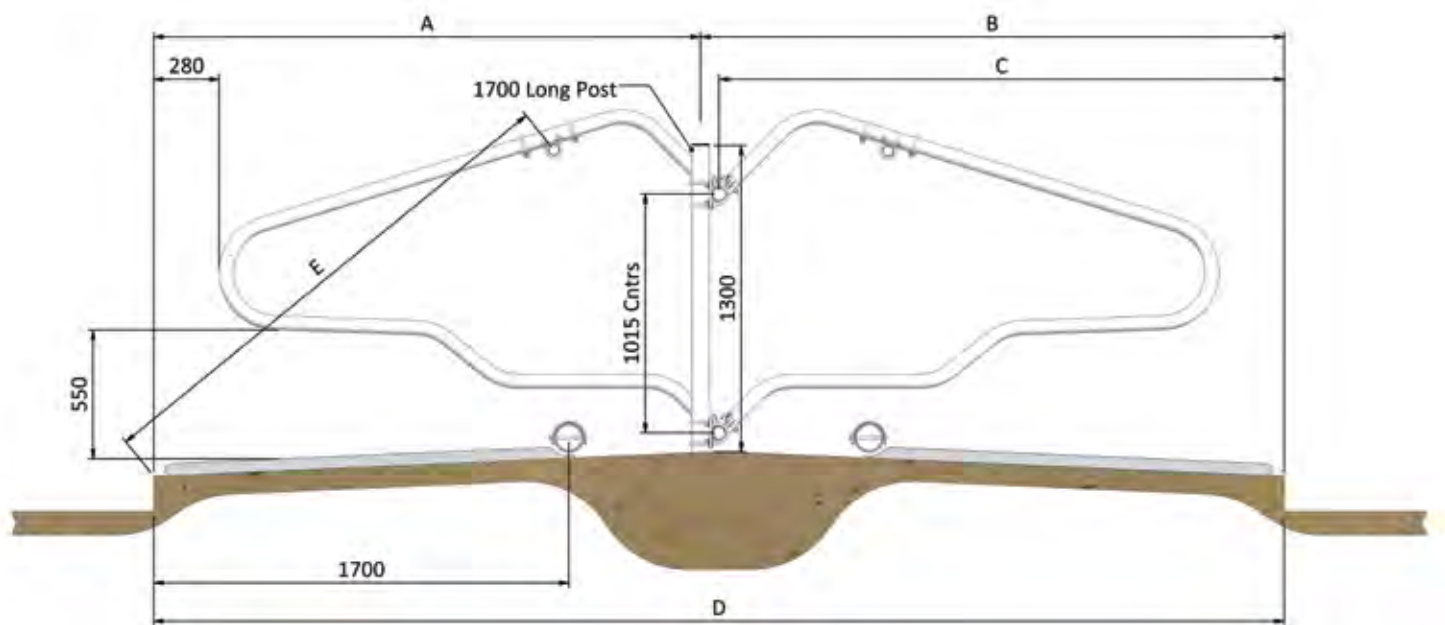
1. High headrail position improves standing position and increases acceptance into cubicle bed
2. Head to head clamp
3. Upper support rail positioned high enough not to interfere with the lunge zone yet still low enough to inhibit walk through for open fronted or head to head runs
4. The lunge zone which is now set with the upper support rail in a position to deter walkthrough, inhibits separated groups from merging with one another
5. Lower support rail positioned very close to the ground which clears space in the lunge zone encouraging the animal to manoeuvre more naturally in and out of the cubicle
6. New low profile brisket pipe fixing brackets to fit to concrete beds
7. Premium Comfort Brisket Pipe
A cow friendly and hygienic positioning aid at the animals brisket



- The Ultima cubicle is suitable for use in a single run or head to head configuration
- The Ultima cubicles are available in 3 different lengths

Cubicle Length (mm)	A (mm)	B (mm)	C (mm)	D (mm)
1900	2105	2300	2300 (min.)	2140
2000	2205	2400	2400 (min.)	2210
2100	2305	2500	2700	2200

Ultima Cubicle Head to Head



Cubicle Length (mm)	A (mm)	B (mm)	C (mm)	D (mm)	E (mm)
1900	2122	2278	2200	4400	2165
2000	2222	2378	2300	4600	2210
2100	2322	2478	2400	4800	2200



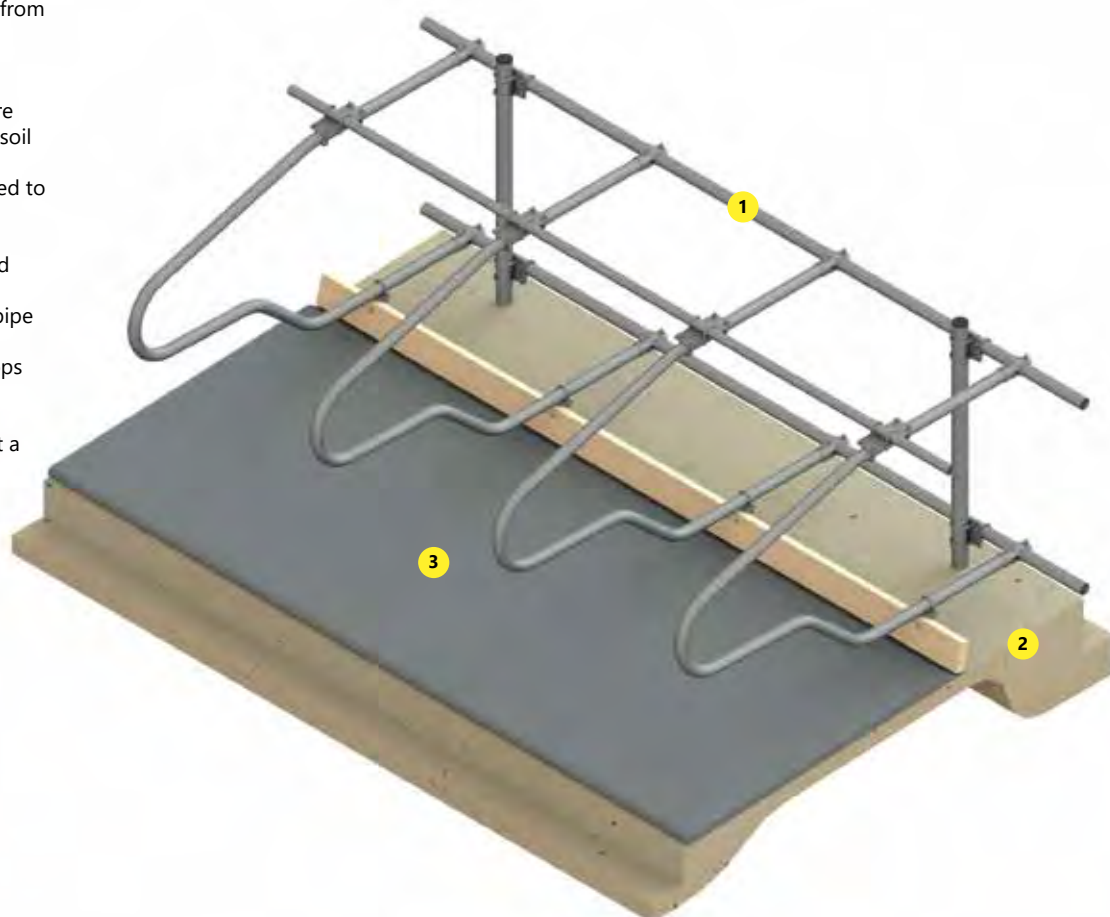


Super Comfort Cubicle

An important aspect of the Super Comfort Cubicle is to offer easy installation, flexibility and improved cow comfort, which is all achieved by offering this cubicle with the 'post and rail' cantilever type loops. Super Comfort Cubicles provide a greater lunge zone, improved lying position and better space sharing. The removal of rear cubicle legs prevents any interference with the animal when rising allowing for increased animal welfare.

Key Points to Understanding the Super Comfort Cubicle

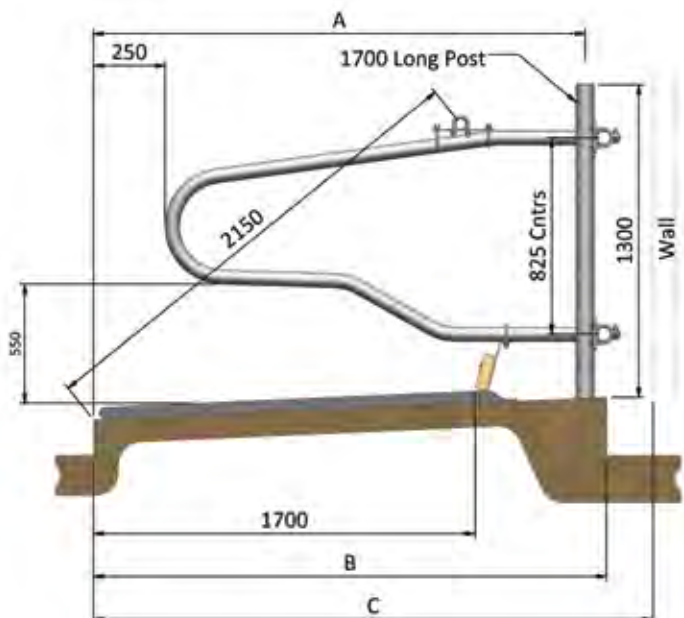
- Suitable for stock over 22 months
- Young stock version available from 2 months
- Easy installation compared to concreted in cubicle divisions
- Cleaner beds when cubicles are set up correctly as animal will soil directly into scrape passage
- Less injury to animals compared to older cubicle designs
- Great acceptance rates from animals due to ease of use and comfort
- Can be used with the brisket pipe if required
- Available in shorter length loops allowing flexibility with older building refurbishments
- Easily upgraded to Ultima® at a later date if required



1. Post and rail cantilever systems offer greater comfort and flexibility over older freestanding cubicle designs

2. Designed to attach timber brisket boards to help position the animal correctly for increased lying times

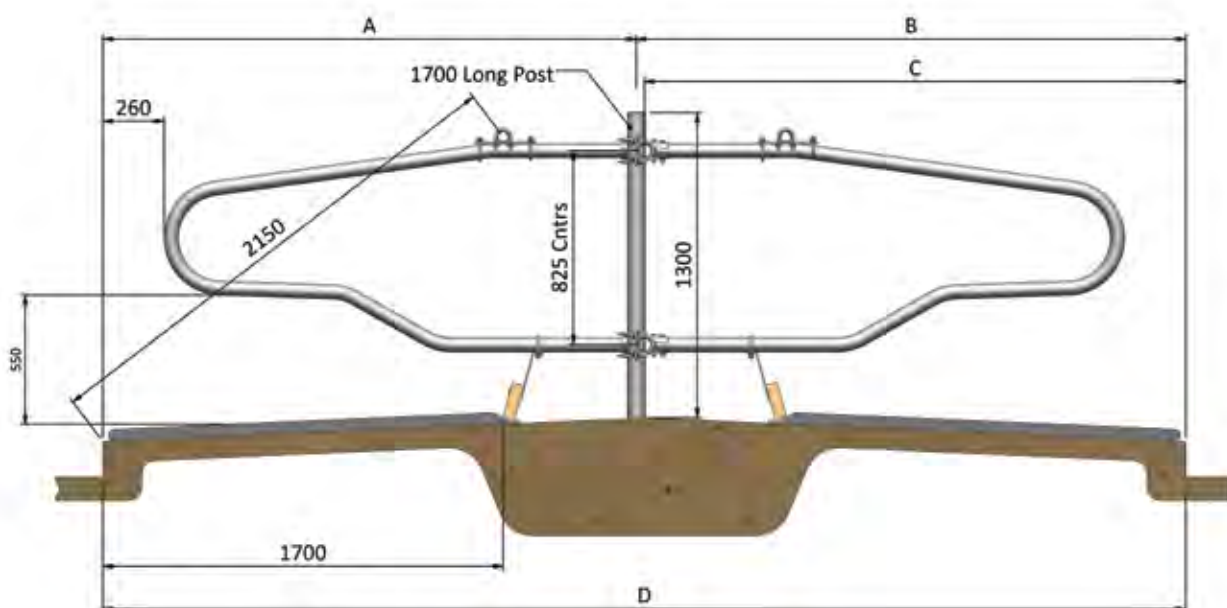
3. No rear leg means better lying positions through space sharing whilst allowing animals to rise more easily



- The Super Comfort Cubicle is suitable for use in a single run or head to head configuration
- The Super Comfort Cubicles are available in 3 different lengths

Cubicle Length (mm)	A (mm)	B (mm)	C (mm)
1800	2010	2220	2200 (min.)
1900	2110	2300	2300 (min.)
2000	2210	2400	2600

Super Comfort Cubicle Head to Head



Cubicle Length (mm)	A (mm)	B (mm)	C (mm)	D (mm)
1800	2022	2178	2100	2100
1900	2122	2278	2200	2200
2000	2222	2378	2300	2300



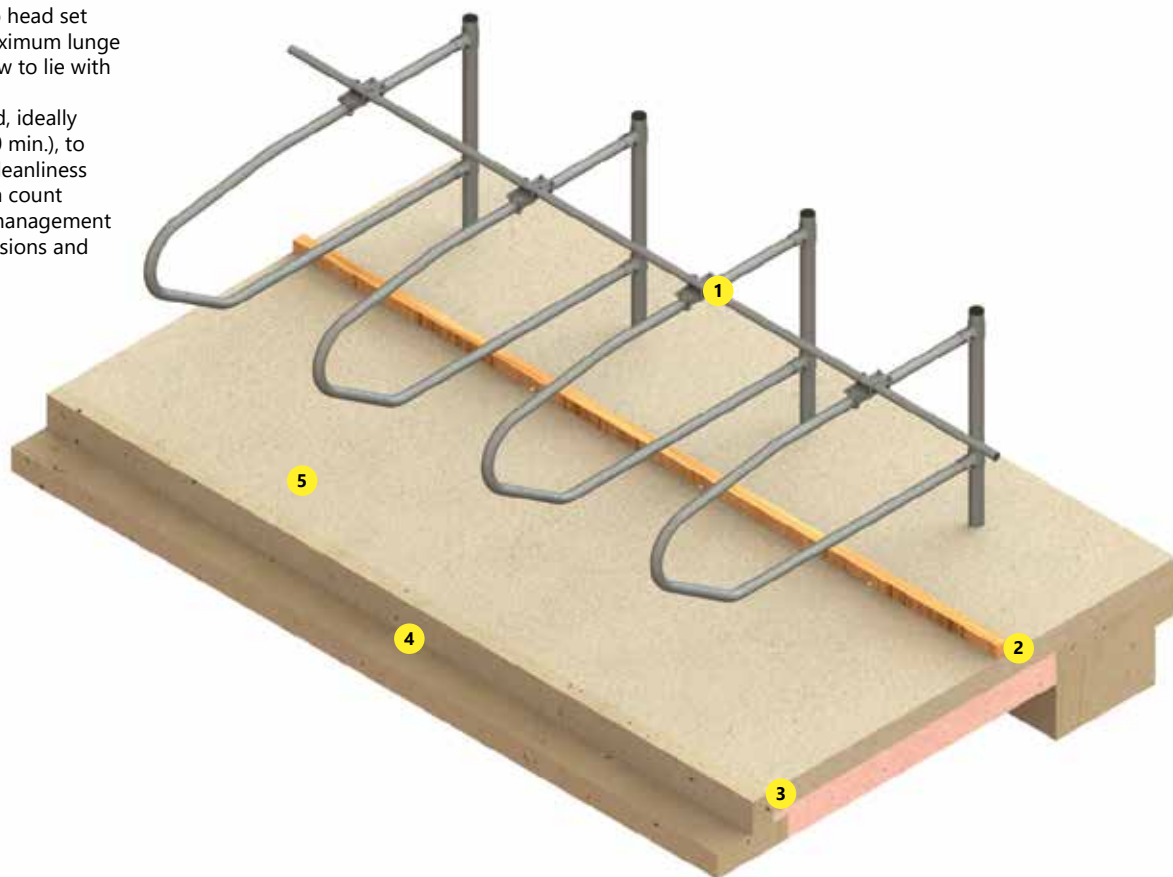


Super Sand Stalls

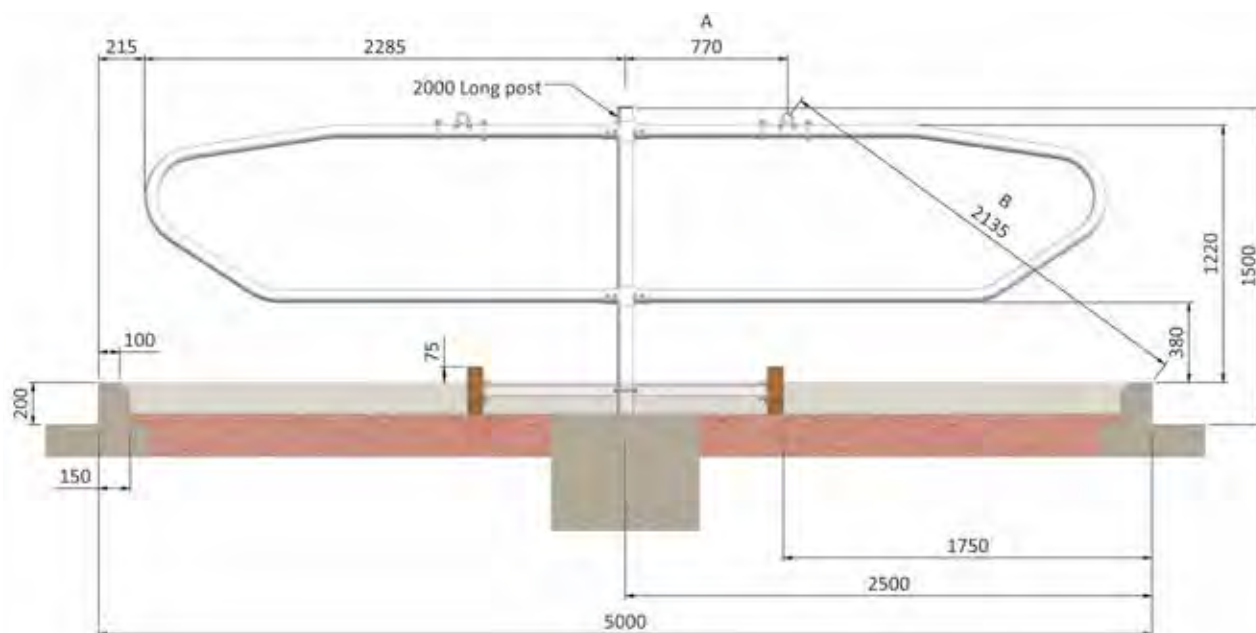
The Super Stand Stall has seen a large increase in popularity across the UK, particularly on some of the largest and most prominent units in the country. Influenced by practises adopted in North America, the Super Stand Stall has been specifically designed for use with deep fill sand beds and has been trialled by esteemed farmers, many of whom are RABF Gold Cup Winners. IAE worked in conjunction with these farmers to design and manufacture a cubicle which meets the comfort requirements of a cow who is bedded on deep fill sand.

Key Points to Understanding the Super Sand Stall

- Suitable for stock over 22 months
- Super Sand Stalls were predominantly designed to be configured in a head to head set up. This creates the maximum lunge zone and allows the cow to lie with social interaction
- Designed for deep sand, ideally 150mm to 200mm (100 min.), to improve comfort and cleanliness
- Sand has a low bacteria count which aids in mastitis management
- Sand decreases hock lesions and lameness



1. If using open fronted runs (middle row beds) there is opportunity for cows to perch at the head end of the cubicle and provision should be taken, possibly in the form of strap or rail, to prevent access to the cubicle bed from the wrong direction
2. For optimum comfort, bricket board to protrude 75mm above sand
3. Sand should be filled to the heelstone height, replenished regularly and raked clean and level
4. Sand over-spill from the bed into the scrape passages will increase traction and stability for the cow when loafing
5. For every 10mm the sand is below the heelstone, 10 minutes of lying time will be lost, e.g. 150mm reduction in sand depth equals 2½ hours per day of lost lying time



- Designed primarily for installing as a head to head set up
- When housing heifers in Super Sand Stall, adjust the dimensions A & B to 870mm and 2055mm
- Available in one length

Cubicle Housing Gates

3 Rail Up and Over Gates



- Designed for use in cubicle buildings where traditional hinged gates are not suitable
- Helps control cattle movement
- Can be used for group separation
- Counter balanced weight makes for easy operation
- Optional cow or tractor height clearances available
- Available clearances 2175mm, 3000mm and 3500mm

3 Rail Guillotine Gates

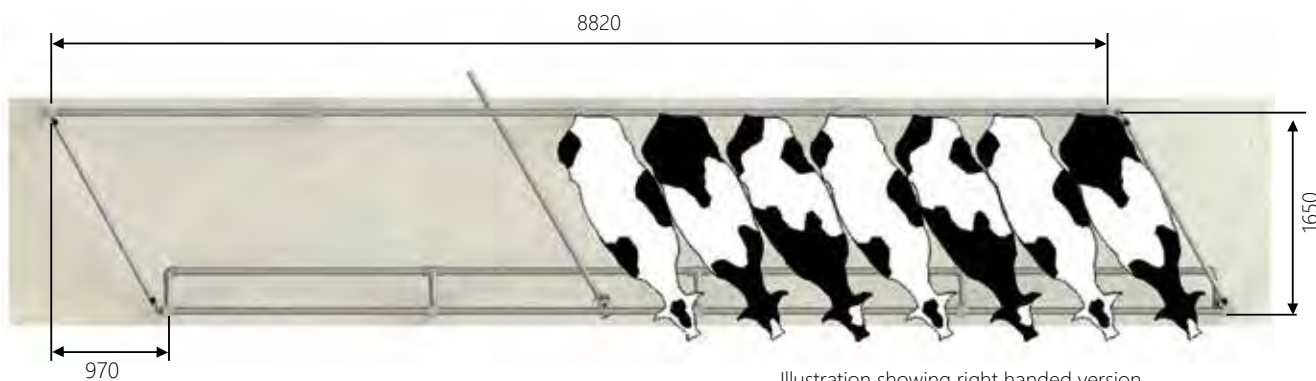


- Designed for use in cubicle buildings where space is very restricted
- Helps control cattle movement
- Can be used for group separation
- Counter balanced weight makes for easy operation
- Available to suit various clearances



- Available as right hand and left hand standard units accommodating 12 cow spaces
- Standard units are 9790mm long x 1650mm wide (post centres)
- Allows larger numbers of animals to be handled in a short space of time
- Correct positioning of cows
- Reduces use of vets time on site resulting in a reduction in cost per cow
- Reduced labour and increases efficiency
- Better conception rates due to less stress in the animals
- Suitable when carrying out various tasks such as insemination, scanning, reading ear tags and TB testing if enough room is left at the front and rear of the animals

Code	Product Description
F025 2200 05	Right Hand Standard 12 Cow Unit
F025 2200 04	Left Hand Standard 12 Cow Unit



Rear Operating Front Opening A.I. Stalls




- Designed to be operated in banks of stalls with front opening gates for quick throughput
- 2060mm long x 4 Rail providing ideal vet access
- Supplied with rump chains
- Units set at 800mm centres
- May need some self assembly

Code	Product Description
F025 2101 01	Front gate and side panel
F025 2101 02	End panel to finish run

Mattress System

Following considerable market research across Europe and North America, IAE chose Huber Technik, based in Erding, near Munich in Germany to provide their cow comfort mat and mattress systems. Huber Technik are unique in their manufacturing technique as they are the only manufacturer to use 100% new tyre compound to produce their products. Huber Technik was formed over 80 years ago, and like IAE, are still a family owned company. Due to the superior quality of their raw materials and manufacturing processes, Huber Technik can provide a regressive 10 year warranty on all products.


Over the past 30 years, Huber Technik have installed over 2.5million cow spaces/comfort systems with zero warranty claims. Huber Technik are highly rated by Germany's Agricultural Society (www.dlg.org/en) through a series of laboratory tests for comfort and durability. These are the most robust tests on the market and proves that Huber Technik's top cover and continuous rubber roll is six times stronger than similar products made in China.



30mm Foam Pad



Plastic Protective Sheet



Top Cover

What is unvulcanised rubber? - Rubber that has not been previously moulded or heated

Why is it better? - When rubber is reused and recycled it loses some of its original properties, becoming harder and increasing the probability of cracking. This also may lead to the mat breaking down and rubber ending up in the food chain.



DLG Testing and Certification

The 4GS system is DLG tested and has been awarded a certificate and the right to display the DLG "Fokus test" label

Deformability and Elasticity - Evaluates softness, comfort, and elasticity of a rubber mat before and after use, simulating 10 years of normal use

Lying Time Comfort Test - an independent test showed that the 4GS Mattress solution had 16 hours lying time versus 13 hour in an EVA mat and 6 hours of that of a basic solid rubber (no bungs) mat

Abrasion Test - Evaluates top-surface wear. After 10,000 rotations the mat is measured to evaluate top-surface wear resistance

Slip Resistance Test - Evaluates top-surface grip of a rubber mat. Surface grip prevents a cow from slipping. Relevant resistance measurements of a wet and dry mat are recorded to evaluate the overall slip resistance

Tensile Test - The N/mm² is 24.7 for Huber, scoring a ++ (DLG6014F) and 4.72N/mm² for the Chinese product a 0, (DLG5809F)

Key Points

- PAH-Tested - (Polycyclic Aromatic Hydrocarbons) one the few mats on the market that is PAH-Tested and certified
NB: High PAHs are present in cheaper rubber compounds and are highly toxic and carcinogenic, example Milk Liners must be PAH-Tested. Huber is one of the only mattresses in the world that is PAH-Tested
- New tyre compound – 100% rubber with no recycled material or cheap fillers
- Environmentally friendly for recycling after use
- Plastic wrap to contain foam pads supplied with every job
- Continuous roll manufacture
- Gentle honeycomb texture on top cover provides safe grip for stability and low abrasion
- Made in Germany - held to European standards
- Regressive 10 year warranty
- 0% warranty claims against roll or mattress
- Fixings supplied



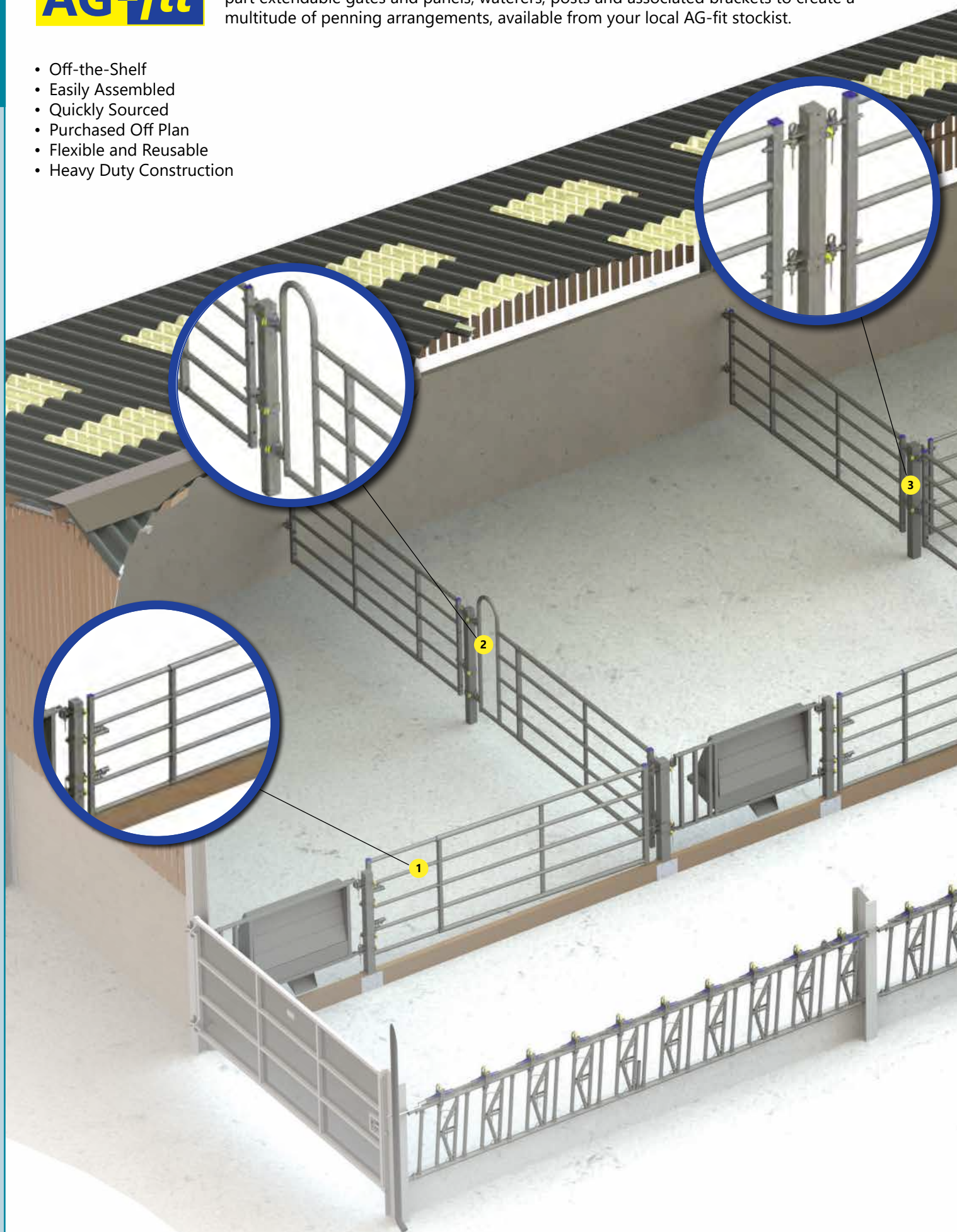





The AG-fit range is a modular off-the-shelf solution for all your cattle housing requirements, which is primarily designed for loose housing, but is also suitable for a wide variety of other applications.

The easily assembled AG-fit range features an extensive collection of modular 5 rail two-part extendable gates and panels, waterers, posts and associated brackets to create a multitude of penning arrangements, available from your local AG-fit stockist.

- Off-the-Shelf
- Easily Assembled
- Quickly Sourced
- Purchased Off Plan
- Flexible and Reusable
- Heavy Duty Construction





1. AG-fit 5 rail gates are an innovative high specification yard gate that feature 2 x padlockable spring bolts, chain hooks and 305mm rise built in as standard

2. Squeeze Gap Panel allows passage between pens holding small animals. See p.62

3. Clamp on Post brackets make for easy, off-the-shelf gate and panel mounting with no drilling required. A wide variety of brackets are available to suit all needs

4. A selection of panel ends to suit water bowls, Universal Drinkers (pictured) or water troughs in shared pens are available. See pp.108-109

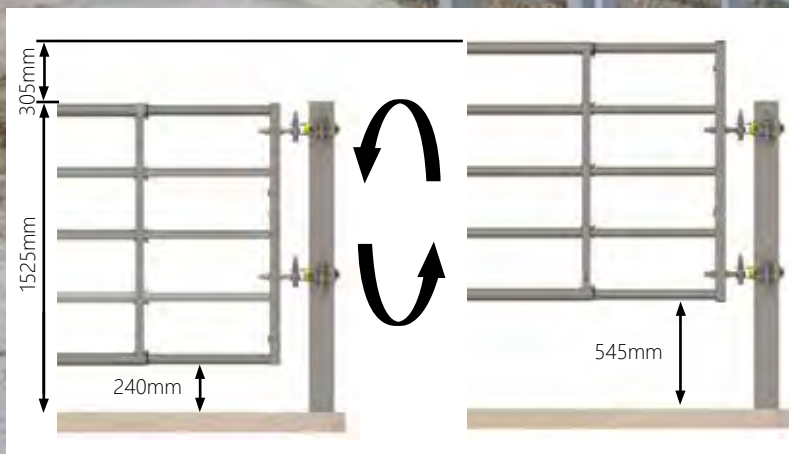

5. Calf creep insert panel is adjustable for width, allowing smaller animals access to designated pens

6. Passage Gate Panel allows passage between pens holding small animals

7. The VisorDrink® is an all-in-one quick empty trough that is designed for easy drinking access but also to preserve water quality by shielding from blown straw and muck. See p.109

The AG-fit gate comprises of two parts, the Primary and the Insert, which assemble telescopically to create the desired length gate or panel. They are not designed to be variable length when in use.


A variety of different length Primary and Insert panels are combined to create the gate length of choice, along with different panel ends are also available, see pp.62-63



Unique Rise Feature

Gates and Panels designed to hang at 1525mm as standard.

Gates and Panels can be flipped or lifted for 305mm rise without additional post hang positions or moving brackets to accommodate build up of bedding.



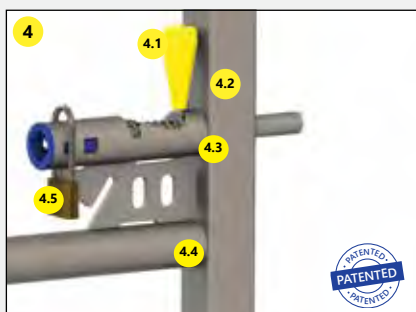
- 1.** 1.1 Polymer tube sleeve (top and bottom rails) smooth rail transition
1.2 Inbuilt thread locking system
1.3 Patented low profile tube locking



- 2.** Chain lashing (to adjacent gate) capability on every gate slam stile end x 2 (chain not included)



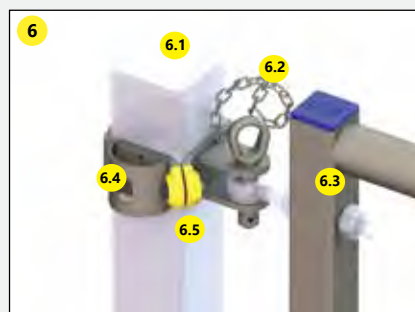
- 3.** Heavy duty drop bolt available, no drilling required (sold separately)



- 4.** 4.1 Easy to grab high visibility polymer handle
4.2 Animal friendly neutral position
4.3 Spring bolts can be locked in open position
4.4 Twin spring bolt feature on every gate
4.5 Spring bolts are padlockable (padlock not included)



- 5.** 5.1 Fully welded sleeve stiles compatible with existing IAE hang post (25mm hooks)
Four sleeves per stile allows 305mm rise

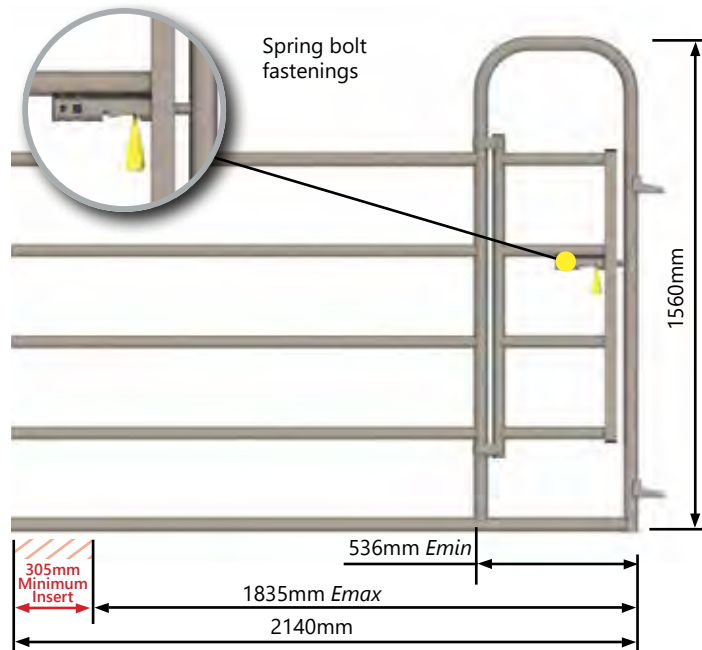


- 6.** 6.1 Welded post caps
6.2 Chain prevents hinge pin loss
6.3 Specially designed forged hinge pin
6.4 Multiple hang/slam stile post bracket options
6.5 Animal friendly polymer bracket caps



AG-5 Passage Gate Insert

Panels featuring a passage gate can be created where access between pens holding small animals is required by combining the Passage Gate Insert with a Primary of the required length.



AG-5 Passage Gate Recommended Combinations

Combined Panel Length	To Suit Nominal Opening*	Primary	+	Passage Gate Insert**
846 - 2145	1111 - 2410	1000112-01	+	F002 2006 01
1254 - 2553	1519 - 2818	F002 2001 01	+	F002 2006 01
2254 - 3553	2519 - 3818	F002 2001 02	+	F002 2006 01
3254 - 4553	3519 - 4818	F002 2001 03	+	F002 2006 01
4254 - 5553	4519 - 5818	F002 2001 04	+	F002 2006 01
5254 - 6553	5519 - 6818	F002 2001 05	+	F002 2006 01

* Clear gap between post faces.

**Insert may require cutting down to achieve length.

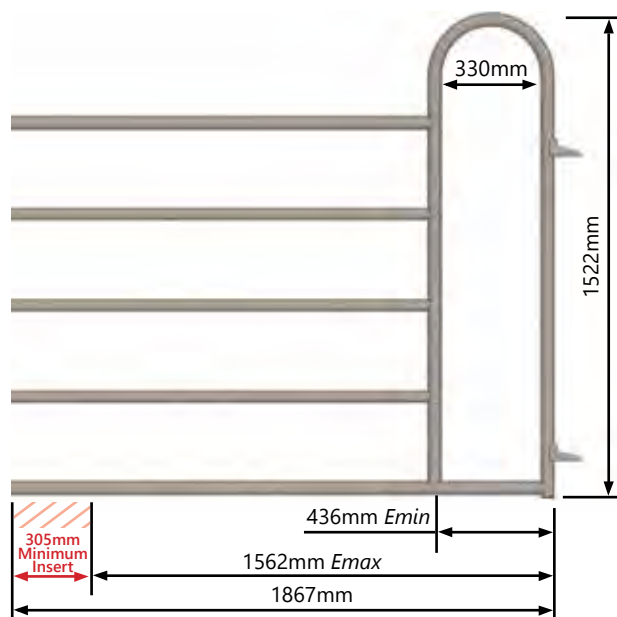
Passage Gate Insert
F002 2006 01

Specification

Passage Loop	48.3mm dia
Top/Bottom Rails	48.3mm dia
Intermediate Rails	42.4mm dia

AG-5 Squeeze Gap Insert

Panels featuring a squeeze gap can be created where passage between pens holding larger animals is required by combining the Squeeze Gap Insert with the desired Primary.



AG-5 Squeeze Gap Recommended Combinations

Combined Panel Length	To Suit Nominal Opening*	Primary	+	Squeeze Gap Insert**
746 - 1872	1011 - 2137	1000112-01	+	F002 2007 02
1154 - 2280	1419 - 2545	F002 2001 01	+	F002 2007 02
2154 - 3280	2419 - 3545	F002 2001 02	+	F002 2007 02
3154 - 4280	3419 - 4545	F002 2001 03	+	F002 2007 02
4154 - 5280	4419 - 5545	F002 2001 04	+	F002 2007 02
5154 - 6280	5419 - 6545	F002 2001 05	+	F002 2007 02

* Clear gap between post faces.

**Insert may require cutting down to achieve length.

Squeeze Gap Insert
F002 2007 02

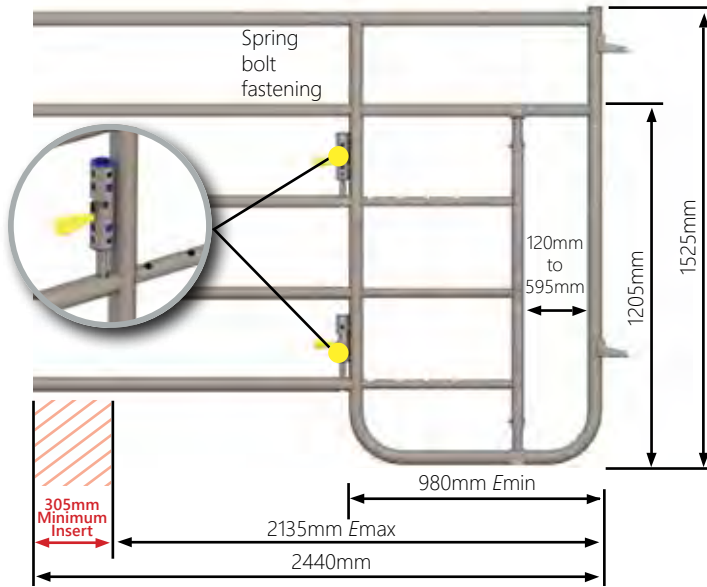
Specification

Passage Loop	48.3mm dia
Top/Bottom Rails	48.3mm dia
Intermediate Rails	42.4mm dia



AG-5 Calf Creep Insert

A Calf Creep Insert can be added to Panels where passage between pens holding small animals is required, allowing smaller animals to transition, but preventing larger animals from doing so. The creep aperture can be adjusted from 120mm to 595mm. Combine the Calf Creep Insert with a Primary to create this Calf Creep Panel.



AG-5 Calf Creep Recommended Combinations

Combined Panel Length	To Suit Nominal Opening*	Primary	+	Calf Creep Insert**
1290 - 2445	1555 - 2710	1000112-01	+	F002 2005 01
1698 - 2853	1963 - 3118	F002 2001 01	+	F002 2005 01
2698 - 3853	2963 - 4118	F002 2001 02	+	F002 2005 01
3698 - 4853	3963 - 5118	F002 2001 03	+	F002 2005 01
4698 - 5953	4963 - 6118	F002 2001 04	+	F002 2005 01
5698 - 6853	5963 - 7118	F002 2001 05	+	F002 2005 01

* Clear gap between post faces.

**Insert may require cutting down to achieve length.

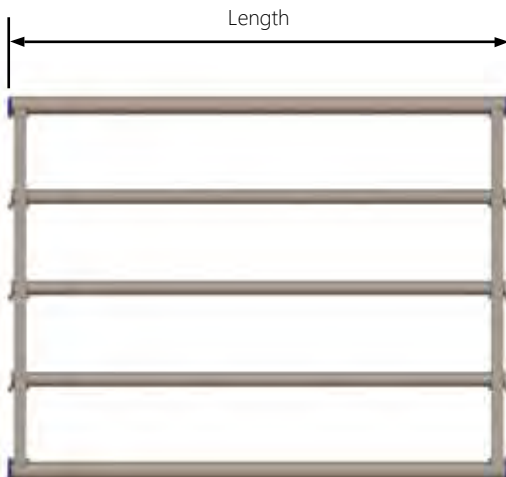
Calf Creep Insert
F002 2005 01

Specification

Passage Loop	48.3mm dia
Top/Bottom Rails	48.3mm dia
Intermediate Rails	42.4mm dia

AG-5 Back-to-Back Primary

A multitude of panel variations can be created by combining two Inserts and one Back-to-Back Primary. Two lengths are available.



Back-to-Back Primary Variants

Length	Back-to-Back Primary	No. Infillers
1658	F020 2002 01	2
2658	F002 2002 02	3

Specification

Vertical Infiller	60mm x 60mm
Top/Bottom Rails	60.3mm dia
Intermediate Rails	48.3mm dia

IMPORTANT:

Back to back primary combined with gate variants not recommended in high traffic areas or high use areas.



IMPORTANT:

Emin – the minimum length of Insert that can protrude from the Primary. Add to Primary Length to get the shortest combined length.

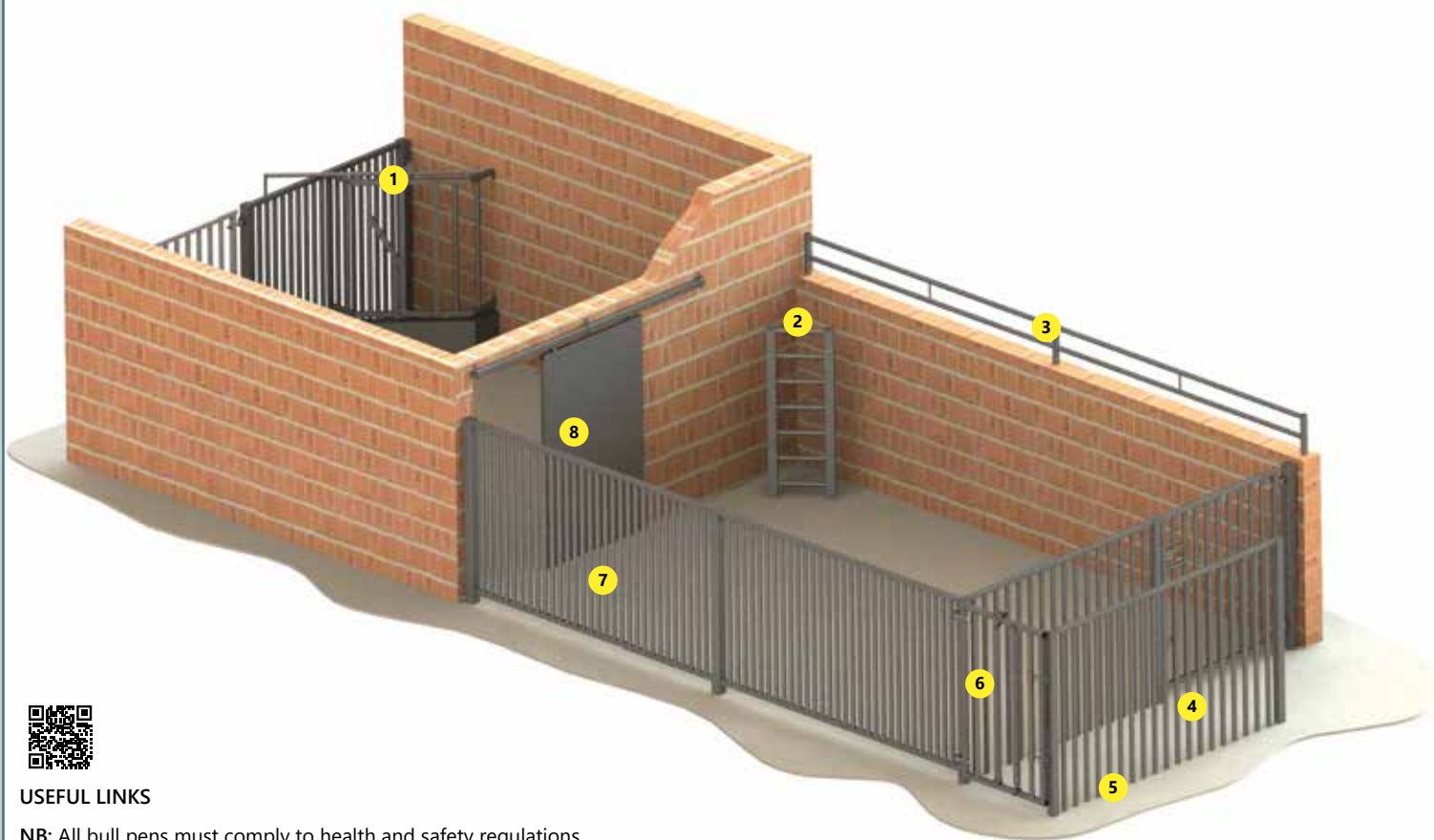
Emax – the maximum length of Insert that can protrude from the Primary. Add to Primary Length to get the longest combined length.





Housing and handling individual or groups of bulls can be a dangerous operation without the correct equipment. We are able to offer a full range of standardised and bespoke equipment, designed specifically to comply with Health and Safety Regulations, whilst also possessing the required strength to handle such animals.

Our experienced team of Area Sales Managers are able to offer a wealth of technical advice that is individual to your requirements. Based upon this, a bull penning system can be designed that will work for your livestock enterprise.



USEFUL LINKS

NB: All bull pens must comply to health and safety regulations.

1. The corner tie allows the bull to be secured either via the yoke or for the bull to be tied to it via a nose ring
2. The refuge is a robust steel ladder structure which is concreted into the ground to offer the handler protection should they become endangered by the bull, allowing them to climb out
3. Heavy duty 2 rail fencing runs along the top of the pen to prevent bulls from jumping out
4. The service pen sits just outside of the bull pen and is a safe space for the bull to service the cow. The bull enters and exits the service pen through the pen gate reducing bull travel
5. For maximum strength the railings in the service pen are set straight into the concrete
6. The service pen includes a yoke panel for holding the cow whilst being serviced, which doubles up as a gate which allows the cow to exit the service pen
7. Heavy duty H&S compliant railings enable the bull to see general farm activity
8. The sliding door allows the bull to be shut in a single side of the pen to make mucking out tasks safer

Points to think about!

- Bull pens are best positioned to allow the bull to see other cattle and general farm activity
- Pens should be a minimum of 1500mm high
- Vertical gaps inbetween partitions and gates should be no more than 100mm
- Rails should be a minimum of 48mm dia
- External doors and gates must be lockable and stockproof
- Penning should allow the bull to be fed and watered from the outside of the pen and incorporate a yoke or method of securing the animal using the nose ring
- A separate exercise yard with entry controlled by a gate operated from outside the pen is recommended to allow bedding up or cleaning out whilst the bull is contained in a separate area
- A refuge area is required with means of offering unobstructed escape safely from the pen

Bull Safe Area

The bull safe area is designed to contain a bull when access to the bull pen is required.

- The bull safe area is entered via a guillotine gate operated from outside the pen for handler safety
- A full length gate is supplied on one side of the bull safe area for access
- Contains a feeder to encourage the bull inside

Code	Product Description
F060 2002 02	Standard bull safe R/H
F060 2002 12	Standard bull safe L/H





This equipment is Hot Dip Galvanised to BS EN ISO 1461, however, where the equipment will be in prolonged contact with silage or other mineral rich water, it is recommended that food safe or non-toxic epoxy is applied to areas of the product which will be in contact with silage, feed or water before use, and then periodically thereafter when it is empty, clean and dry in order to prevent corrosion of the steel and zinc and therefore extend the life of the equipment. See p.142 for further information.



PORTABLE CATTLE FEEDING





Yearling Circular Feeder



- 30mm x 30mm SHS horizontal rails
- 30mm dia tube vertical rails at 279mm approx centres
- Comes in two sections that require bolting together
- 460mm high welded sheeted base

Code	Diameter (mm)	Height (mm)	Feed Spaces
F030 2000 06	1600	1145	18

Standard Circular Feeder



- 31.75mm x 31.75mm SHS horizontal rails
- 30mm dia tube vertical rails at 328mm approx centres
- Comes in two sections that require bolting together
- 535mm high welded sheeted base

Code	Diameter (mm)	Height (mm)	Feed Spaces
F030 2000 01	2135	1295	20

Heavy Duty Circular Feeder



- 38.1mm x 38.1mm SHS horizontal rails
- 35mm dia tube vertical rails at 335mm approx centres
- Comes in two sections that require bolting together
- 670mm high welded sheeted base

Code	Diameter (mm)	Height (mm)	Feed Spaces
F030 2000 03	2135	1450	20

Tombstone Feeder



- 48.3mm tube horizontal rails
- 38mm dia tube vertical rails at 592mm approx centres
- Comes in two sections that require bolting together
- 670mm high welded sheeted base

Code	Diameter (mm)	Height (mm)	Feed Spaces
F030 2000 24	2285	1150	12

High Density Feeders



- Floor feeding rectangular feeders
- Mitred corner sits flush, gives even more strength and helps the unit to sit square in conjunction with the bracket when animals are feeding
- Accommodates Heston type bales
- Sold flat packed

Code	Length (mm)	Width (mm)	Height (mm)
F030 2009 21	3050	1520	1450
F030 2009 23	3050	1940	1450



Rectangular Feed Bins



- Pre galvanised sheet metal feeding trough with centre ridge
- One drop down panel for ease of loading
- 40mm x 40mm SHS main frame
- 35mm dia tube vertical rails
- Some assembly is required

Code	Length (mm)	Width (mm)	Height (mm)	Feed Spaces
F030 2001 01	2440	1370	1360	22
F030 2001 02	3050	1370	1360	26



Free Standing Portable 2 in 1 Feeders



- 405mm deep feed trough
- 60mm x 60mm RHS frame
- 35mm dia diagonal tube
- Comprises of posts, barrier and trough which require bolting together

Code	Length (mm)	Width (mm)	Height (mm)
F030 2003 33	3050	790	1375
F030 2003 34	4572	790	1375



Calf Creep Feeder



- Designed to be suitable for calves of varying sizes and includes a 725 litre hopper
- The hopper is intricately folded from heavy gauge galvanised sheet steel, which provides the whole unit with rigidity and strength
- The hopper lid slides forward on nylon rollers to allow greater access
- Built in 3-point linkage and pallet fork lifting points make it easy to transport
- The front apertures offer plenty of adjustment with 3 height and 2 width settings

Code	Width (mm)	Deep (mm)	Height (mm)
F030 2025 07	2500	1857	1355



Showing
Optional
Bird Flaps



Single Sided Barley Beef Feeder



- Flow control plates to regulate feed
- Fitted with agitator chains to counteract feed solidifying
- Fixed height trough

Code	Length (mm)	Width (mm)	Height (mm)	Capacity (L)
F030 2030 03	2440	770	1360	1020



Large Capacity Barley Beef Feeder



- Comes with any hand lid
- C/w side and rear steps and is wide enough to fill with a bucket
- Pivoting baffle plate reduces wastage when filling with a bucket
- Flow control plate to regulate feed
- Adjustable height trough

Code	Length (mm)	Width (mm)	Height (mm)	Capacity (L)
F030 2030 05	3137	996	1738	1540



Corn Bins

Our corn bins are available in two sizes, 1200mm (630 litres) and 1600mm (840 litres). The smaller corn bin comes complete with one optional partition, while the larger one is purchased with two optional partitions. The partitions are easily added depending on how many partitions you wish to include in your corn bin.

Key features:

- Fully constructed from pre-galvanised sheet with pressed creases throughout the design to offer extra strength
- Two padlockable Protex spring claw latches for increased security
- Supplied with three robust 50mm butt hinges
- Profiled stays enable the lid to be propped open
- Optional partitions
- Nuts are not required as all the punch holes are complete with a thread
- Some self assembly is required

630 litre Corn Bin



- 630 litres - one partition
- 1200mm long x 640mm wide x 900mm high

Code	Product Information
1002135-01	c/w 1 partition (2 sections)

840 litre Corn Bin



- 840 litres - two partitions
- 1600mm long x 640mm wide x 900mm high

Code	Product Information
1002139-01	c/w 2 partitions (3 sections)

Free Standing Calf Troughs on Legs



- Comes with splayed legs for stability
- 135mm deep trough
- Fully welded trough ends suitable for liquid feeding

Code	Length (mm)	Width (mm)	Height (mm)
F030 2017 12	1830	430	585
F030 2017 13	2440	430	585



Free Standing Cattle Trough on Legs



- Comes with splayed legs for stability
- 200mm deep trough
- Centre ridge to separate feed

Code	Length (mm)	Width (mm)	Height (mm)
F030 2016 12	2440	895	795



Heavy Duty Floor Feeding Bullock Trough



Code	Length (mm)	Width (mm)	Depth (mm)
F030 2018 01	2440	420	190



Goliath Calf Troughs



- 200mm deep half round trough
- Fully welded for liquid feeding
- Diagonal strut bracing below trough for added strength

Code	Length (mm)	Width (mm)	Height (mm)
F030 2020 07	2440	315	466



Floor Feeding Cattle Trough



Code	Length (mm)	Width (mm)	Depth (mm)
F030 2019 01	2740	420	190



Low Level Beef Trough on Legs and Badger Defence™



Shown with Badger Defence kit fitted
(Kit supplied separately)

Code	Length (mm)	Width (mm)	Height (mm)
F030 2016 30	2440	786	675
Code	Product Information		
F030 2016 45	Badger Defence Kit only		



- 230mm approx deep trough
- Comes with vertical legs as standard
- 2 x welded RHS bracings for added strength
- Spinning rollers fitted to prevent grip on all four sides (Badger Defence)
- Stop the badger's ingress to the animals feed (Badger Defence)
- Preventing the spread of TB (Badger Defence)





Rearing calves is an important aspect of any cattle farming enterprise, as they form the future of your herd. A well reared dairy or beef calf will go on to be a highly productive and healthy adult cow. To aid the rearing of calves, we offer several penning options along with a de-horning crate, which is available in two sizes. These aim to make the process of managing calves throughout their lifetime as efficient as possible.

Standard Calf Penning



- Maximum 1018mm high
- 25mm x 25mm SHS horizontal rails and end vertical stiles
- Welded slotted lugs at each end to suit 10mm dia coupling rod arrangement (rods extra)
- Supplied with plastic caps to top end of vertical stiles


Standard Calf Pen Fronts



- Supplied with 2 x head spaces and 2 x bucket holders

Code	Length (mm)	Height (mm)
F055 2001 03	915	1017


Part Sheeted Side Panels



- Viewing gap at top of hurdle meets welfare standards for tactile contact


Code	Length (mm)	Height (mm)
F055 2010 05	1525	1018
F055 2010 06	1830	1018

Standard 6 Railed Side Panels



Code	Length (mm)	Height (mm)
F055 2015 05	1525	1018
F055 2015 06	1830	1018

Fully Sheeted Back Panel



Code	Length (mm)	Height (mm)
F055 2020 03	1525	936

6 Railed Back Panel



Code	Length (mm)	Height (mm)
F055 2015 03	915	936

Double Sided Mesh Hay basket



- Slots over division panels
- Suitable for calf pens and lambing pens

Code	Length (mm)	Width (mm)	Depth (mm)
B107 0170 20	475	475	490

Fittings to Standard Calf Pens



Code	Product
F035 2000 03	10mm dia coupling bar
F055 2030 01	Short plate c/w 1 lug
F055 2030 02	Full length plate c/w 2 lugs

Extra Bucket Holders

Code	Product
B101 0601 00	Extra bucket holder



Large Calf De-Horning Crate

Small Calf De-Horning Crate



- The rear panel on either side is hinged, allowing full access to the animals rear
- Calves walk in from the rear and exit through the front gate
- Yoke arm in fixed front gated section has adjustable ratchet catches
- Comes with wooden floor
- Supplied with adjustable wooden head rest and rope restraint
- Supplied with belly strap and backing up bar
- Wheels and handles can be purchased at an additional cost if required

Code	Length (mm)	Width (mm)	Height (mm)
F059 2002 01	1185	480	1195
F059 2003 01	Wheels and handles to suit the above		



- The rear panel on either side is fixed
- Calves walk in from the rear and exit through rear
- Yoke arm has adjustable ratchet catches
- Comes with wooden floor
- Supplied with adjustable wooden head rest and rope restraint
- Supplied with belly strap and backing up bar
- Wheels and handles can be purchased at an additional cost if required

Code	Length (mm)	Width (mm)	Height (mm)
F059 2001 01	915	380	1020
F059 2003 01	Wheels and handles to suit the above		



HELPS US TO CONFIRM WHO IS
PREGNANT AND HOW MANY LAMBS
THEY ARE EACH EXPECTING.

...ING TO MEET THEIR
THEY ARE EXPECTED
THIS HELPS US TO MAKE SURE
HAVE THE RIGHT AMOUNT

IAE

IAE

IAE



Colony
Greenway
198
30m



SCAN FOR
PRICE LIST

LAMBING EQUIPMENT

Lamb Adopter Front



- Adjustable neck yoke holds the ewe's head to feed and water, so that initially she cannot sniff the fostered lamb prior to acceptance
- Universal coupling arrangement to suit a variety of sheep hurdles
- 930mm long x 1015mm high
- Suitable for horned sheep as yoke is manually positioned
- Supplied with 2 bucket holders
- Not compatible with Multifarm Lamb adopter units

Code
F053 2000 10


7 Rail Interlocking Sheep Hurdle



Code	Length (mm)	Height (mm)
F052 2000 02	1220	970
F052 2000 04	1830	970

NB: The intended use for interlocking sheep hurdles is to form large holding pens or small individual pens. If used for long single runs of lambing pens or back to back lambing pens some joints will need to be cable tied together. Specification may vary.

Part Meshed Lambing Hurdle

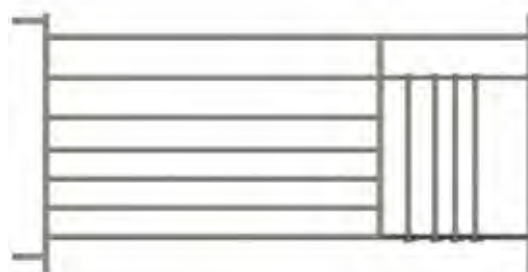


- Can be used to form banks of single runs using top loose ring and fixed 60mm x 60mm bottom lug type coupling arrangement
- Not compatible with standard 7 rail interlocking sheep hurdles
- 5 horizontal rails and clad with 50mm x 50mm weld mesh up to a height of 524mm from floor level
- Coupling rod type available to form back to back runs

Code	Length (mm)	Height (mm)
F052 2002 02	1230	1050
F052 2002 03	1840	1050



Lamb Creep Hurdle



- Loop type coupling arrangement to ensure compatibility with interlocking sheep hurdles
- 7 horizontal rails
- Creep apertures built in to a 535mm approx long opening at one end

Code	Length (mm)	Height (mm)
F052 2001 01	1830	970

Alpaca Hurdle c/w 8 Rails



Code	Length (mm)	Height (mm)
F052 2060 06	1830	1296
F052 2060 08	2440	1296

NB: The intended use for alpaca hurdles is to form large holding pens or small individual pens. If used for long single runs back to back some joints will need to be cable tied together. Specification may vary.





This equipment is Hot Dip Galvanised to BS EN ISO 1461, however, where the equipment will be in prolonged contact with silage or other mineral rich water, it is recommended that food safe or non-toxic epoxy is applied to areas of the product which will be in contact with silage, feed or water before use, and then periodically thereafter when it is empty, clean and dry in order to prevent corrosion of the steel and zinc and therefore extend the life of the equipment. See p.142 for further information.



SCAN FOR
PRICE LIST

Many sheep farming enterprises choose to manage their lambing period via indoor housing as it makes the ewes easier to oversee throughout the process. We aim to offer a full range of hurdles and troughs that can be removable, allowing you to use your shed for other purposes outside of lambing time. We also offer walk through troughs, that double up as a pen divider and a feed trough.



Adjustable Horizontal Rail Sheep Feed Hurdle



- 1000mm high incorporating a 315mm high timber base
- Supplied with adjustable eyes (coupling bar not included)
- Bespoke sizes available up to 4575mm (POA)

Code	Product Description
F051 2403 01	4315*mm
F051 2403 02	4315*mm c/w access gate
F051 2820 02	50mm x 50mm post (on base plate)
F051 2820 03	50mm x 50mm post (into ground)
F051 2820 20	80mm x 80mm post (into ground)
F051 2018 03	Coupling bar

* Panels fit in at 4570mm centres when used with 50mm x 50mm posts.

Adjustable Horizontal Rail Sheep Feed Hurdle with Access Gate



Vertical Railed Sheep Feed Hurdle



- 1000mm high incorporating a 315mm high timber base
- Supplied with adjustable eyes (coupling bar not included)
- Bespoke sizes available up to 4575mm (POA)

Code	Product Description
F051 2401 15	4575mm
F051 2401 25	4575mm c/w access gate
F051 2820 02	50mm x 50mm post (on base plate)
F051 2820 03	50mm x 50mm post (into ground)
F051 2820 20	80mm x 80mm post (into ground)
F051 2018 03	Coupling bar

Vertical Railed Sheep Feed Hurdle with Access Gate



Hurdles will be supplied handed as per images above unless otherwise stated



- Predominantly designed to feed sheep off the floor
- Also suitable for use as a pen divider, separating batches of ewes
- Bolt on lugs can be purchased at an extra cost for facilitating the coupling of hurdles
- Available with a choice of optional end panels
- Bespoke sizes available up to 3050mm (POA)

Code	Length (mm)	Width (mm)	Height (mm)
F035 2020 11	2465	690	965
F035 2020 12	3000	690	965



Self Closing Gate End



Code	Product Description
F035 2020 30	Fully meshed c/w fixings

Walkthrough Trough sold separately

Trough End



Code	Product Description
F035 2020 16	Suits walkthrough feeder

Walkthrough Trough sold separately

Clip on End Panel



Code	Product Description
F035 2020 15	For standard walk through feeders

Walkthrough Trough sold separately

Trough Joiner Inserts

To suit walk through feed troughs



Code	Product Description
F035 2020 22	100mm wide walkthrough feeder

Bolt on Lugs

To suit walk through feed troughs



Code	Product Description
F035 2020 20	For fixing feed hurdles & penning hurdles/pair







Our comprehensive range of sheep handling products and systems have been developed to incorporate many customer driven ideas. The modular nature of the components to form a system make it easy to design a completely unique system from the beginning, or to start small with a basic system and build upon it with further components in the future. Additionally, the accompanying handling equipment, such as weighers, drafters and turnover crates have been designed with customer usability in mind. Whether using as a standalone product or attaching to a system, the handling equipment will bring efficiency and ease to your sheep farming enterprise.



Sheep System A Starter Kit



- 5000mm race makes treating and sorting sheep an effortless task
- Guillotine gate allows the operator to control the number of animals in the race at any one time, lift and swing guillotine allows the control of the number of animals and also allows easy access to the race for the operator. Supplied with a pivot as standard for future expansion
- Two-way drafting gate allows animals to be sorted at the end of the race
- Additional hurdles can be attached via the drilled lugs
- Race can be tapered

Qty	Product Description
4	2500mm long sheeted hurdles c/w drilled lugs
1	Drafting/stop gate
1	Race joiner arch
1	Lift & swing guillotine gate to suit swing & slide gate
8	Coupling rods

Code F051 2202 08

Sheep System A Basic Kit

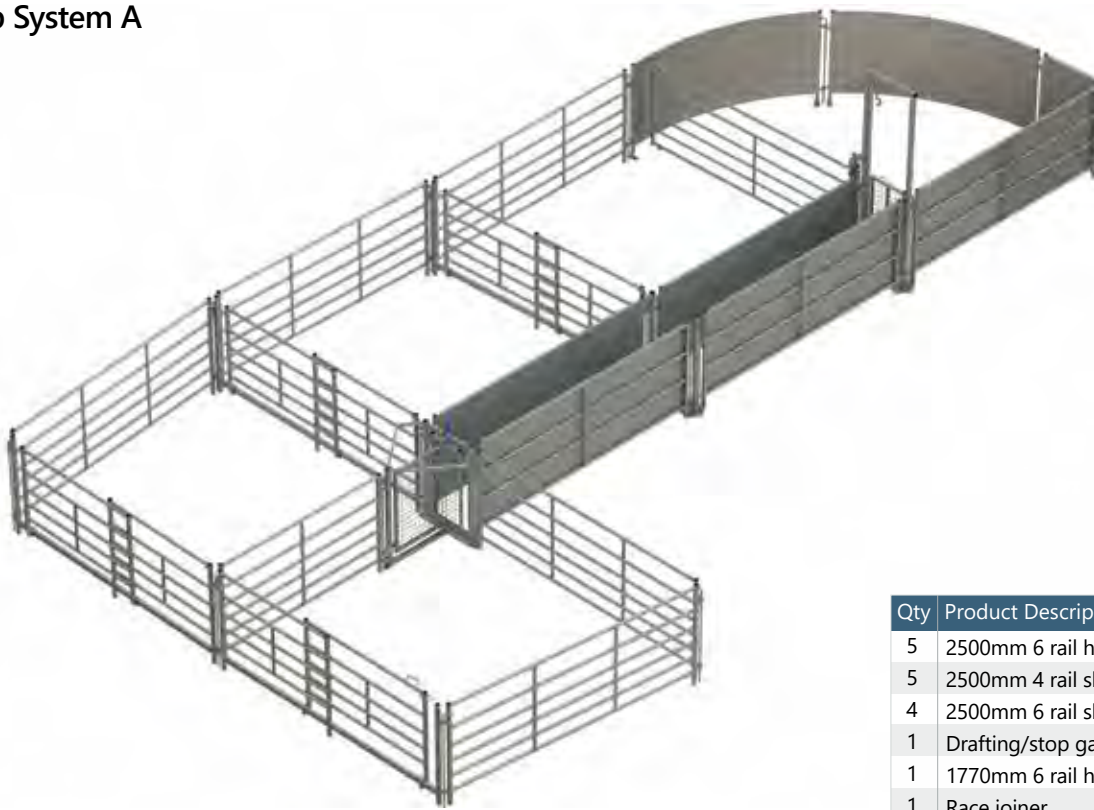


- Includes all the features of the starter kit
- A forcing pen complete with a swing and slide gate encourages animals to keep moving through the system
- Includes a holding pen, capable of holding 10-16 full size breeding ewes
- Sliding gates encourage animals to move between the 2500mm holding pens

Qty	Product Description
5	2500mm long sheeted hurdles c/w drilled lugs
1	Drafting/stop gate
1	1 race joiner arch
1	Lift & swing guillotine gate to suit swing & slide gate
1	Swing and slide gate
1	2500mm long 6 rail hurdle c/w drilled lugs
1	660mm long sheeted hurdle c/w drilled lugs
1	2500mm long 6 rail sliding gate hurdle
2	2000mm long sheeted radius hurdles c/w drilled lugs
15	Coupling rods

Code F051 2202 05

Sheep System A

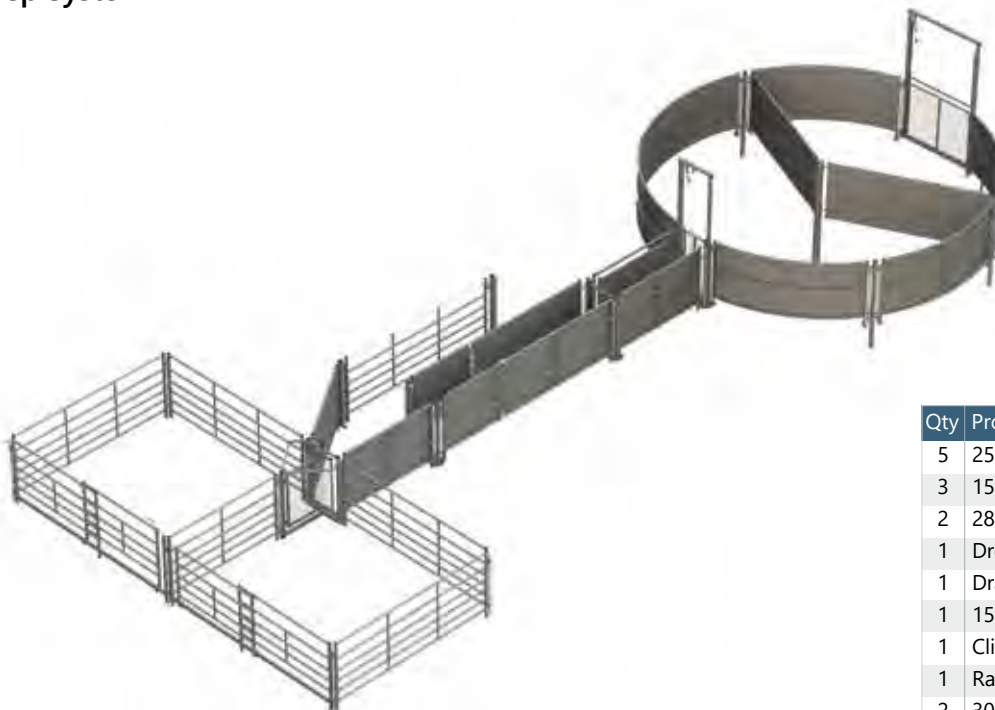


- Capable of holding between 40 and 60 breeding ewes (size dependent) at any one time
- Approximately 10000mm long by 5000mm wide
- 5000mm race makes treating and sorting sheep an effortless task
- Sliding gates encourage animals to move between the 2500mm holding pens
- A forcing pen complete with a swing gate encourages animals to keep moving through the system
- When working with smaller animals (lambs) the race can be tapered to accommodate them
- Two-way drafting gate allows animals to be sorted into two further dispersal pens, each capable of holding between 10 and 16 breeding ewes (size dependent)

Qty	Product Description
5	2500mm 6 rail hurdle
5	2500mm 4 rail sheeted hurdle
4	2500mm 6 rail sliding gate hurdle
1	Drafting/stop gate
1	1770mm 6 rail hurdle
1	Race joiner
23	Coupling rods
1	2595 swing and slide gate
1	Guillotine gate c/w swing/slide gate pivot
2	2000mm sheeted radius hurdle
1	660mm sheeted hurdle

Code F051 2202 06

Sheep System B

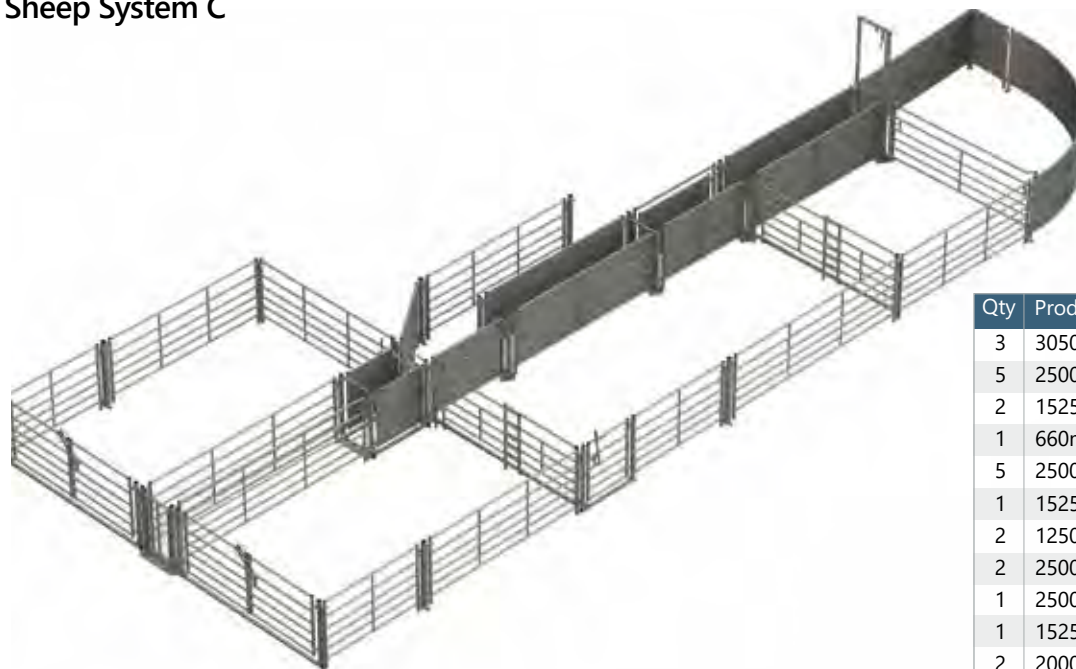


- Capable of holding up to 40 breeding ewes (size dependent) at any one time
- Approximately 13480mm long by 5640mm wide
- Traditional 4880mm circular forcing pen comes with ring system gate hinges
- 6100mm sheeted race includes a slipway section for use with a dipping bath (bath not included)
- Easily operated sliding gates allow animals to exit from the 2820mm wide dispersal pens
- When working with smaller animals (lambs) the race can be tapered to accommodate them
- Two-way drafting gate allows animals to be sorted into two further pens, each capable of holding between 12 and 18 breeding ewes (size dependent)

Qty	Product Description
5	2500mm 6 rail hurdle
3	1525mm 4 rail sheeted hurdle
2	2820mm 6 rail sliding gate hurdle
1	Drop gate in frame
1	Drafting/stop gate
1	1525mm 6 rail hurdle
1	Clip on none return gate
1	Race joiner
2	3050mm 4 rail sheeted hurdle
1	1525mm slipway hurdle c/w curtain
1	4880mm dia forcing ring system c/w posts
2	Support post on base plate
24	Coupling rods
1	Curtain to suit slipway hurdle

NB: Sheep dip not included

Code F051 2202 09



Qty	Product Description
3	3050mm 6 rail hurdle
5	2500mm 6 rail hurdle
2	1525mm 6 rail hurdle
1	660mm sheeted hurdle
5	2500mm 4 rail sheeted hurdle
1	1525mm 4 rail sheeted hurdle
2	1250mm 4 rail sheeted hurdle
2	2500mm pair of 6 rail gates in frame
1	2500mm 6 rail hurdle c/w swing gate
1	1525mm slipway hurdle
2	2000mm sheeted radius hurdle
2	Drop gate in frame
2	Race joiner
1	Guillotine gate c/w swing gate + pivot
2	2500mm sliding gate hurdle
1	2525mm swing and slide gate
5	2 way support post on base plate
1	3 way drafting/stop gate
43	Coupling rods

- Capable of holding between 80 and 100 breeding ewes (size dependent) at any one time
- Approximately 15500mm long by 5800mm wide
- 7800mm sheeted race includes a slipway section for use with a dipping bath (bath not included)
- Swing and slide gates extend the length of the race when in the closed position
- Easily operated sliding gates encourage animals to move between the individual holding pens (2500mm wide)
- When working with smaller animals (lambs) the race can be tapered
- Three-way drafting gate at the end of the race can sort animals into two dispersal pens or allow the animal to continue through the exit race
- Each dispersal pen is capable of holding between 15 and 20 breeding ewes (size dependent)

NB: Sheep dip not included

Code F051 2202 07

Sheep System D



Qty	Product Description
1	3050mm x 915mm stand in footbath
2	3050mm 6 rail sheep hurdle
1	2500mm pair of rail gate in frame
1	Swing and slide gate
1	570mm wide guillotine gate
1	Guillotine gate and rope pulley kit
1	570mm 2 way drafting/stop gate
1	570mm wide race joiner
1	2500mm sliding gate hurdle
5	3050mm sheeted hurdle
3	1870mm radius hurdle sheeted
3	1750mm long dual rail gates in frame
1	76mm hang post c/w base plate pivot + lugs
2	Clamp on sheep lugs
3	3050mm sheeted shedding hurdle
1	1930mm radius x 1000mm 3 rail gate in frame
29	Coupling rods

Code F051 2202 10

Sheep System D Plus (with extra penning)

Qty	Product Description
4	3050mm 6 rail sheep hurdle
4	2500mm sliding gate hurdle
34	Coupling rods

Code 1000349-01

- Capable of holding between 40 and 60 breeding ewes (size dependent) at any one time
- Approximately 8600mm long by 4880mm wide
- A semi-circular forcing pen complete with a swing gate encourages animals to keep moving through the system
- Easily operated sliding gates encourage animals to move between the individual holding pens
- Comprises of 3 races: 915mm wide foot bathing race, a treatment race, narrow sorting race
- 3050mm x 915mm stand in foot bath included
- When working with smaller animals (lambs) the narrow sorting race can be tapered
- Further holding and dispersal pens can be added, or can be made from interlocking sheep hurdles (not included)

Circular Sheep Forcing Ring



- Create your own handling system using the Circular Sheep Forcing Ring as a base



Code	Product Description
F051 2200 12	3660mm dia c/w posts
F051 2200 16	4875mm dia c/w posts
F051 2201 12	3660mm dia c/w base plates
F051 2201 16	4875mm dia c/w base plates

Economy Portable Sheep Race



- 4960mm race makes treating and sorting sheep an effortless task
- Hurdles stand at 905mm high
- Guillotine gate allows the operator to control the number of animals in the race at any one time
- Two-way drafting gate allows animals to be sorted at the end of the race
- Race joiner sits between the hurdles to prevent hurdles from splaying
- Additional hurdles can be attached via the drilled lugs

Qty	Product Description
2	2480mm R/H or L/H economy sheeted hurdles
1	Economy guillotine gate
1	Economy race joiner
1	Economy drafting stop gate

NB: The Economy units are stand alone products and therefore are not compatible with any items within the heavy duty range.

Code F050 2001 01



6 Rail Sheep Hurdle



Code	Length (mm)	Height (mm)
F051 2800 12	1250	1000
F051 2800 15	1525	1000
F051 2800 17	1770	1000
F051 2800 25	2500	1000
F051 2800 30	3050	1000

6 Rail Sheep Sliding Gate Hurdles



- Opening of slide section is 1205mm wide
- Opening section has no top rail to navigate under

Code	Length (mm)	Height (mm)
F051 2802 25	2500	1000
F051 2802 28	2820	1000
F051 2802 30	3050	1000

4 Rail Fully Sheeted Sheep Hurdle



Code	Length (mm)	Height (mm)
F051 2900 06	660	1000
F051 2900 09	915	1000
F051 2900 12	1250	1000
F051 2900 15	1525	1000
F051 2900 17	1730	1000
F051 2900 25	2500	1000
F051 2900 30	3050	1000

6 Rail Sheep Hurdle c/w Built in Gate



- Opening gate section is 835mm wide
- Gate has a top operated spring loaded slide bolt

Code	Length (mm)	Height (mm)
F051 2803 25	2500	1000

Fully Sheeted Sheep Shedding Hurdle



- Gate is opened via a top operated lever, allowing animals to be diverted into an adjacent pen
- Gate section can be hinged from either end, making it any hand use
- NB: Gate on the 1525mm hurdle is off-centre

Code	Length (mm)	Height (mm)
F051 2906 01	1525	1000
F051 2906 02	2500	1000
F051 2906 03	3010	1000

Radiused Sheeted Hurdle



Code	Length (mm)	Height (mm)
F051 2901 15	1080	1000
F051 2901 20	2010	1000
F051 2901 17	1600	1000
F051 2901 18	1870	1000

Fully Meshed Drafting/Stop Gate



- Designed to easily allow the operator to divert animals into two pens as they exit the race
- Quick acting operating handle for efficient drafting operation
- Handle will locate in an open position if a single direction of animals is required
- It is easily locked closed if being used as a stop gate
- Drilled base allows for adjoining hurdles to be tapered if working with smaller animals

Code	Length (mm)	Width (mm)	Height (mm)
F051 2812 03	980	570	1000

Three Way Drafting/Stop Gate



- Designed to allow the animal to either continue straight or be diverted into dispersal pens on either side
- Meshed stop gate is hinged and connected to a diverter gate
- Drilled base at either end allows for adjoining hurdles to be tapered if working with smaller animals

Code	Length (mm)	Width (mm)	Height (mm)
F051 2812 02	980	570	1000

Lift & Swing Guillotine Gate c/w Pivot



- Supplied with pivot to suit swing and slide gate
- Main frame is full height both sides
- Internal height 1972mm
- Bases are drilled so that adjoining race hurdles can be tapered if required when working on lambs (570mm wide only)
- Pulley and nylon rope is included

Code	Width (mm)	Height (mm)
F051 2810 13	570	2063

Lift and Swing Guillotine Gate



- Main frame is full height both sides
- Internal height 1972mm
- Bases are drilled so that adjoining race hurdles can be tapered if required when working on lambs (570mm wide only)
- Pulley and nylon rope is included

Code	Width (mm)	Height (mm)
F051 2810 14	570	2063
F051 2810 15	915	2063



Drop Gate in Race Joining Frame



- Drilled base allows for adjoining hurdles to be tapered if working with smaller animals
- 570mm wide

Code
F051 2814 06

Sheep Sliding/Stop Gate in Race Frame



- Drilled base allows for adjoining hurdles to be tapered if working with smaller animals
- Meshed gate slides positively in and out of position using a scissor action
- 570mm wide

Code
F051 2814 10

Sheep Swinging Gates Built into a Frame



Code	Length (mm)	Height (mm)
F051 2805 06	610	1000
F051 2805 09	915	1000
F051 2805 12	1250	1000
F051 2805 15	1525	1000
F051 2905 15	Sheeted 1525	1000

Gate in Race Joining Frame



- Drilled base allows for adjoining hurdles to be tapered if working with smaller animals
- 570mm wide

Code
F051 2816 05

Race Joining Frame



- Drilled base allows for adjoining hurdles to be tapered if working with smaller animals
- Optional roller bar can be purchased to prevent backing up
- Bar can be fitted in 3 positions

Code	Product Description
F051 2813 06	915mm Race Joining Frame
F051 2813 08	*570mm Race Joining Frame
F051 2819 01	*Including back up roller bar fitted

Non Return Gate in Race Joining Frame



- Drilled base allows for adjoining hurdles to be tapered if working with smaller animals

Code
F051 2815 06

Clip on Non Return Gates



- Clamps to 1000mm high IAE hurdles
- To suit 570mm race

Code
F051 2811 01

Non Return/Stop Gate in Frame



- Drilled base allows for adjoining hurdles to be tapered if working with smaller animals
- Gate can be locked open & closed (stop gate) and used as a non return gate
- 570mm wide x 270mm deep
- Comes with slotted lugs at each end

Code
F051 2815 10

Self Locking Yoke in Race Frame



- Drilled base allows for adjoining hurdles to be tapered if working with smaller animals
- Yoke has 5 settings varying in width between 50mm and 130mm
- Yoke gates can be locked open when not in use
- Comes with slotted lugs at each end

Code
F051 2816 10

Swing and Slide Gate



- Tried and tested unique gate with a curved top rail at each end to allow the gate to travel through a pivot wheel and behind the next batch of animals
- Enables sheep to be both sides of the gate without obstruction which in turn means full pens all of the time
- A slide bolt is built into the gate at each end

Code	Product Information
F051 2807 25	2555mm gate only
F051 2808 18	1690mm gate in frame
F051 2820 01	76mm hang post to suit - c/w pivot

Fully Sheeted Slipway Hurdle



- Both sizes have 1525mm removable panel
- Used when animals are to be put into a dipping bath
- Hurdle can be replaced with curtain (extra cost)
- Lift out section has inverted hooks at each end
- Open section - 1500mm approx wide on both available sizes

Code	Product Information
F051 2907 15	1525mm plus removable panel
F051 2907 30	3050mm plus removable panel
F051 2907 01	Curtain only to suit slipway hurdle

Pair of 6 Rail Sheep Gates



- Built into a frame
- Joined in the middle with a drop over frame
- Height - 1000mm, length - 2500mm

Code
F051 2804 25

2 Way Support Posts



Code	Product Information
F051 2820 02	On base plate
F051 2820 03	To go into ground
F051 2820 20	80 x 80 SHS 2 way support post goes into ground

Fittings to Suit Sheep Equipment



Code	Product Information
F051 2825 12	Ground socket to suit 50 x 50 posts
B111 3010 63	Sheep lugs supplied loose
F051 2818 01	915mm long f/l hinge plate to suit hurdles
F051 2018 03	Coupling bar

Sheep Footbaths

13



NB: Certain foot bathing products may cause the metal footbath to deteriorate in a short period of time. At an extra cost, plastic footbaths can be supplied however it does not fit our sheep footbath setup as above.

A complete metal stand-in footbath unit which includes a 6 rail swing gate in frame at one end and a mesh guillotine gate at the opposite end.

- The swing gate and guillotine gate sit outside of the footbath (floor standing) and are connected to the 6 rail side hurdles using slotted lugs and coupling bars
- For stability, the legs of the side hurdles locate into the four corners of the bath
- The base of the footbath is lined with expanded mesh which has been welded into place to encourage the hooves to open to maximise penetration of the foot bathing solution
- After each use, the footbath should be washed out, emptied and stood up on one end to prevent water and footbath solution from sitting in the bath when not in use

Code	Product Information
F051 2030 01	Metal stand in footbath complete Comprising of: 2 x F051 2800 30, 1 x F051 2805 09, 1 x F051 2810 15 1 x F051 2017 30, 4 x F051 2018 03
F051 2017 30	Metal footbath only 3050mm long x 915mm wide

Plastic Footbath



- Designed to fit inside a sorting race

Code	Product Information
F051 2011 25	2541 long x 470 wide x 203mm deep





Key Features:

- 1350mm long x 560mm wide x 1000mm high
- Quick acting dual rear gates
- Self locking yoke with 5 variable width settings from 50mm to 130mm maximum
- Yoke can be locked open to allow clear passage
- Wheels and handles are available at an extra cost
- Drilled lugs allow the units to be incorporated into the heavy duty race system if required
- Opening side doors with top operated sliding bolt

Code	Product Description
F051 2817 10	Sheep Docking Crate
F051 2817 15	Wheels and Handles to suit

Kwik Sheep Turnover Crate

The Kwik Sheep Turnover Crate has been designed for maximum usability, taking into account the needs of both the handler and the animal throughout the entire operation of this product.



Key Features:

- Fully adjustable height and width to suit a wide variety of breeds and sizes of sheep
- Wheeled operation allows sheep to rotate on its own axis and so requires less effort from the operator
- Access to the rear of the animal can be gained via the back gate if required
- Wheels and handles are available at an extra cost
- Drilled lugs allow the units to be incorporated into the heavy duty race system if required
- Animal is presented with feet towards operator for ease of working

Dimensions

1700mm long (1280mm internal)
 Maximum internal width 500mm
 Minimum internal width 330mm
 Maximum internal height 910mm
 Minimum internal height 700mm

Code	Product Description
1001130-01	Kwik Sheep Turnover Crate
F051 2300 03	Wheels and handles to suit





Digital Lamb Weigher

The new and improved Lamb Weigher features a robust LCD crane scale with capabilities of weighing up to 300kg. To ensure the reliability of the reading, the animal is weighed upon two pivot arms, which enables an accurate weight of the animal to be calculated no matter where it is stood within the weigher.



Key features:

- Quick acting twin entry and exit gates which are easy and smooth to operate
- Gates can be locked open or closed
- To aid animal flow into the weigher, it has been designed to provide the animal with excellent visibility around the crate
- Supplied with wheels and handles as standard, making it easy to move
- To protect the crane scale during transport a locking off handle can be applied
- Supplied with a fully galvanised tray for holding any relevant equipment
- Entry level EID compatible Lamb Weigher is also available, which can be used with a Gallagher Weigh Scale (sold separately)

Dimensions:

External
Length: 1264mm
Width: 545mm
Height: 1000mm

Internal
Length: 1140mm
Width: 410mm
Height: 835mm

Lamb Weigher c/w Crane Scale

Code 1002587-01

EID Compatible Lamb Weigher

Code 1002588-01



DraftMaster

The DraftMaster is IAE's most versatile and ergonomic solution to sheep handling. Featuring effortlessly operated entry and exit gates as well as a drafting door on either side, the DraftMaster has the capability to efficiently draft sheep manually in three different directions.



Key features:

- Suitable for fast and effective 3 way drafting of large flocks of sheep
- Large aperture for full access to the back and rump of the animal
- Drafting doors are fastened by a spring-loaded sliding bolt which will always latch
- Smooth operating, spring loaded entry and exit gates which require little effort to open
- Unique locking mechanism that prevents the entry and exit gates opening once closed
- Entry and exit gates can be fixed open if required
- Fixed lugs allow coupling with any existing IAE sheep equipment
- Supplied with a pole hook that fits to the drafter and is suitable for hanging drenches or wormer from
- Anti-jump rail is supplied as standard to prevent sheep trying to jump out of the drafter
- Used in conjunction with the Gallagher W0 weigh scale
- Load bars built in as standard
- EID compatible
- Weighing equipment can be upgraded to allow you to record data and not just measure weights
- Supplied with handles and large diameter wheels for easy maneuverability
- Requires some assembly as the end user can build it to be left or right handed depending on their preference
- Full adjustable read position for optimal ergonomics
- Entry and exit gates feature vertical rails aiming to aid the flow of sheep

Dimensions:

External
Length: 1378mm
Width: 580mm
Height: 1092mm

Internal
Length: 1180mm
Width: 480mm
Height: 992mm (910mm if using anti-jump bar)

Code 1002451-01







Standard Sheep Circular Feeder



- 25mm x 25mm SHS horizontal rails
- 20mm dia tube vertical rails at approx 328mm centres
- Comes in two sections joined by coupling bars
- 290mm high welded sheeted base

Code	Diameter (mm)	Height (mm)	Feed Spaces
F035 2000 33	1670	905	24

Horned Sheep Circular Feeder



- 25mm x 25mm SHS horizontal rails
- 20mm dia tube vertical rails
- Comes in two sections joined by coupling bars
- 290mm high welded sheeted base

Code	Diameter (mm)	Height (mm)
F035 2000 32	1670	905

Diagonal Sheep Circular Feeder



- 25mm x 25mm SHS horizontal rails
- 20mm dia tube diagonal rails at approx 210mm centres
- Comes in two sections joined by coupling bars
- 290mm high welded sheeted base

Code	Diameter (mm)	Height (mm)	Feed Spaces
F035 2000 35	1830	905	26



Sheep Round Bale Feeder



- 30mm x 30mm SHS horizontal rails
- 30mm dia tube vertical rails at approx 220mm centres

Code	Length (mm)	Width (mm)	Height (mm)
F035 2004 04	1630	1525	1000

Sheep Square Bale Feeder



- Width narrows to 939mm minimum
- 250mm timber board to form skirting
- 30mm x 20mm RHS framework
- 20mm dia tube vertical rails

Code	Length (mm)	Width (mm)	Height (mm)
F035 2003 01	1630	1525	915

Sheep Feed Cradle



- 40mm x 40mm angle frame
- 25mm x 25mm SHS vertical rack bars at approx 210mm centres
- 25mm dia tube fixed end vertical rails at 200mm approx centres
- Hinged gate at one end for ease of filling
- Supplied flat packed

Code	Length (mm)	Width (mm)	Height (mm)
F035 2004 01	1645	1532	1000

Corrugated Lid for Sheep Feed Cradle



- Internal width between support legs 1560mm
- Supplied flat packed

Code	Width (mm)	Height (mm)	Depth (mm)
F035 2004 03	1991	1240	1840



Vertical Rail Rectangular Sheep Feeder



- Two corners bolted together
- Two corners connected with coupling bars
- 290mm high welded sheeted base
- 25mm x 25mm SHS horizontal rails
- 20mm dia tube at 200mm approx centres
- Supplied flat packed

Code	Length (mm)	Width (mm)	Height (mm)	Feed Spaces
F035 2008 01	2250	1625	905	38

Double Sided Lamb Creep Feeder



- 728mm wide lid
- Fitted with Protex fastenings and lid catch
- Supplied with four 254mm x 25mm rubber bore tyre wheels

Code	Length (mm)	Width (mm)	Height (mm)	Capacity (L)	Feed Spaces
F035 2001 08	1250	460	650	117	12
F035 2001 07	2440	460	650	234	24

Single Side Lamb Creep Shelter



- Features full length adjustable creep aperture
- Removable feed hopper
- Supplied with four 254mm x 25mm rubber bore tyre wheels

Code	Length (mm)	Width (mm)	Height (mm)	Capacity (L)
F035 2001 04	1200	1200	900	128
F035 2001 01	2440	1200	900	256

Hook Over Hayrack




- 75mm x 75mm weldmesh and sheeted end panels
- Hook brackets welded on
- Suitable for calves or sheep

Code	Length (mm)	Width (mm)	Height (mm)	Depth (mm)
F035 2009 04	915	400	240	420
F035 2009 01	1250	400	240	420
F035 2009 02	1835	400	240	420



Sheep Hayrack on Wheels



- Double sided 75mm x 75mm weld mesh hayrack
- Comes with Protex fastening and lid catch
- Supplied with four 254mm x 25mm rubber bore tyre wheels

Code	Length (mm)	Width (mm)	Height (mm)
F035 2002 05	1250	600	813
F035 2002 06	2440	600	813
B152 1301 00	Replacement wheel to suit		



Standard Sheep Feed Trough



Code	Length (mm)	Width(mm)	Depth (mm)
F035 2005 21	915	284	123
F035 2005 24	2745	284	123

Hook Over Sheep Feed Trough



- Hook brackets supplied loose for ease of carriage/storage

Code	Length (mm)	Width(mm)	Depth (mm)
F035 2006 31	915	284	123
F035 2006 32	1370	284	123
F035 2006 33	1830	284	123
F035 2006 34	2745	284	123



This equipment is Hot Dip Galvanised to BS EN ISO 1461, however, where the equipment will be in prolonged contact with silage or other mineral rich water, it is recommended that food safe or non-toxic epoxy is applied to areas of the product which will be in contact with silage, feed or water before use, and then periodically thereafter when it is empty, clean and dry in order to prevent corrosion of the steel and zinc and therefore extend the life of the equipment. See p.142 for further information.



457mm Cattle Water Trough



Includes a drain plug and bung as standard

Code	Length (mm)	Width (mm)	Depth (mm)	Capacity (L)
F020 2001 03	900	457	405	163
F020 2001 04	1200	457	405	218
F020 2001 06	1800	457	405	327
F020 2001 08	2400	457	405	436
F020 2007 11	Loose service box to suit above			
	Welded in service box			



1200mm Large Capacity Water Trough



Code	Length (mm)	Width (mm)	Depth (mm)	Capacity (L)
F020 2005 10	3050	1200	610	2270



Includes integral service box

Includes a drain plug and bung as standard

Service Box



- Tapered sides to prevent ball valve drop out (when using a 115mm float)
- Suits 20mm and 25mm ball valves
- Supplied with 3 sets of mounting brackets
- Compliant with WRAS water supply regulations

Code	Product Description
F020 2007 11	Service Box



457mm Sheep Water Trough



Includes a drain plug and bung as standard

Code	Length (mm)	Width (mm)	Depth (mm)	Capacity (L)
F020 2003 04	1200	457	267	136
F020 2003 06	1800	457	267	204
F020 2007 11	Loose service box to suit			
	Welded in service box			



730mm High Backed Water Trough



Includes a drain plug and bung as standard

Code	Length (mm)	Width (mm)	Depth (mm)	Capacity (L)
F020 2004 03	900	230	610	48
F020 2004 04	1200	230	610	64
F020 2004 06	1800	230	610	95
F020 2007 03	Loose service box to suit			



Free Standing Tipping Water Trough

The tipping water trough is an efficient way to water your herd as the design is intended to save water and ease trough cleaning whilst maintaining abundant water availability (when used in conjunction with a high flow float valve-not supplied). The hidden handle allows for quick emptying and easy cleaning whilst remaining out of the way of curious animals. For smooth and reliable tipping, the trough features high quality HDPE bearings as well as a built-in front protection rail. Unlike previous editions, the rail does not need moving in order to empty the trough.



1. Hidden pop up handle
2. Service Box included (anyhand)
3. Built in guardrail
4. High quality pivot arrangement

Code	Length (mm)	Width (mm)	Height (mm)	Capacity (L)
F020 2014 02	2022	622	950	159
F020 2014 04	3225	622	950	238

Free Standing Quick Empty Water Trough

The quick empty trough is a cost-effective alternative to the Tipping Trough. The design features a tapered trough and a large 89mm diameter drain for efficient emptying when required. This trough can also be used in conjunction with a high flow float valve to increase water availability.



1. Large diameter drain
2. Tapered trough body
3. Gate Valve



Code	Length (mm)	Width (mm)	Height (mm)	Capacity (L)
F020 2015 02	2022	622	950	159
F020 2015 04	3102	622	950	238

Wall Mounted Tipping Water Trough



Code	Length (mm)	Width (mm)	Capacity (L)
F020 2014 06	2022	628	159
F020 2014 08	3225	628	238

Wall Mounted Quick Empty Water Trough



Code	Length (mm)	Width (mm)	Capacity (L)
F020 2015 06	2022	622	159
F020 2015 08	3102	622	238

Water Pipe Fittings Kits Quick Empty/Tipping Water Troughs



- Half kit is designed to fit from the service box to the pipe fixing bracket located next to the pivot of the trough (customer to provide own fittings after this point)
- Full kit is designed to fit from the service box through to the inlet water pipe. This kit fits both 25mm and 32mm inlet pipes

Code	Product Information
F020 2009 58	Half water pipe fitting kit
F020 2009 59	Full water pipe fitting kit

'Drink and Flip' Swivel Water Trough



- Quick empty pivoting trough to allow regular cleaning
- Integrated directly into a gate or panel with shared access from both sides (when supplied without sheeted shroud)
- Swivel trough c/w sheeted shroud, to allow access to water from the scrape passage, but without hindering access for tractors etc, by offsetting the trough towards the bedded area
- The shroud prevents cattle drinking from the bedded area as well as preventing emptied water drenching the bedding
- Low volume water trough
- Suitable for cattle/sheep lairage, beef/sheep feed units, abattoirs and livestock markets (loading docks and general penning)
- Available with and without shroud



Universal Drinkers

Single Sided

- 9.87L capacity
- Supplied with ball valve



Code	Length (mm)	Wide (mm)
1001030-01	370	380



Double Sided

- 9.87L capacity per side
- Supplied with ball valve



Code	Length (mm)	Wide (mm)
F020 2020 05	570	380



Universal Brackets

Single Sided

- Supplied with fittings to attach Universal Drinker.



Code	Length (mm)	Wide (mm)
1002702-01	490	640



Wall/post/stanchion fittings not supplied.

Double Sided

- Supplied with fittings to attach Universal Drinker.



Code	Length (mm)	Wide (mm)
1002703-01	800	640



Wall/post/stanchion fittings not supplied.

Self Fill Water Bowls

Standard Pressed Bowl

- 2.54L Capacity



Code
B165 0001 01



Heavy Duty Cast Bowl

- 2.84L Capacity



Code
B165 0500 75

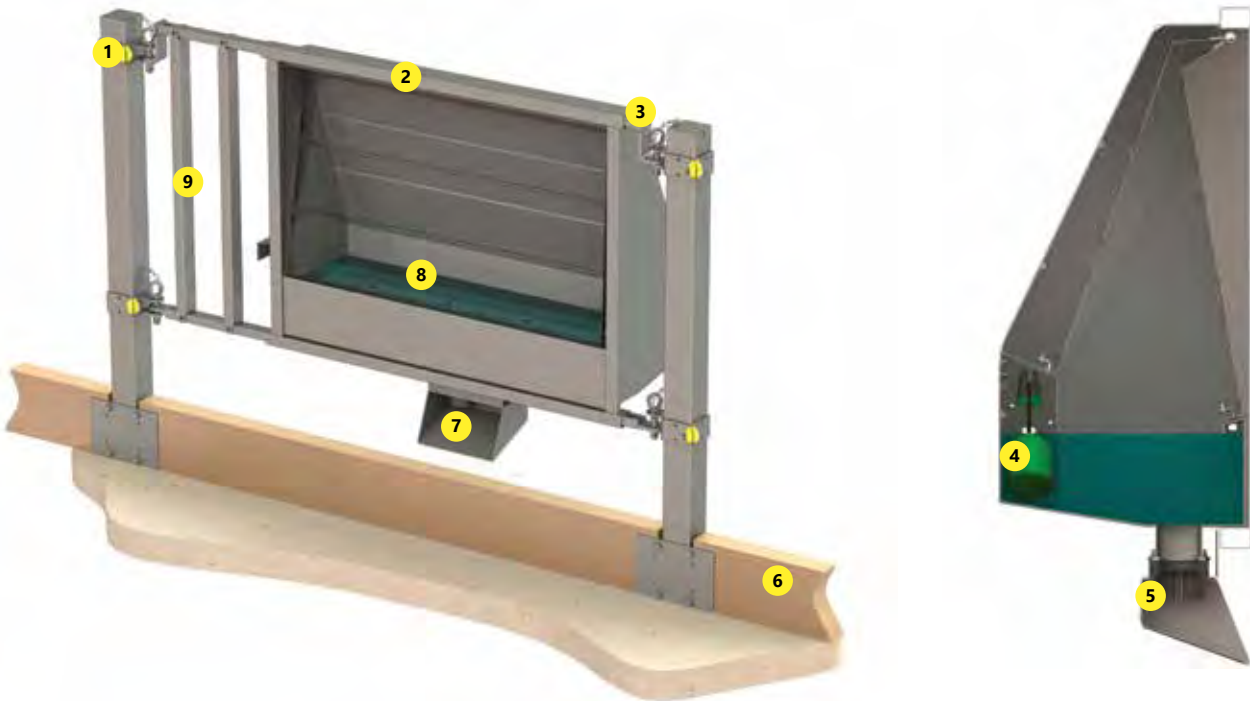


VisorDrink®

VisorDrink® is the latest concept from IAE in drinkers for beef cattle. Featuring a super tough all-in-one trough and shroud design, the VisorDrink also features a built in visor to protect the drinking water from muck and straw.

Featuring a built in high flow float valve capable of handling a high pressure supply, the VisorDrink ensures a ready supply of drinking water for your herd. Available in 3 lengths, there's a VisorDrink to suit any building, pen and application. Water is easily accessed by nudging the hinged visor and the sturdy body prevents access from the bedded area with no additional shroud or cover required.

A large diameter quick empty valve enables quick drainage and cleaning, and the high flow float valve ensures a ready supply of fresh water. Telescopic mounting to post brackets fits a variety of gaps.



- 1. Drinker is post mounted, using AG-fit hang brackets and telescopic bracket
- 2. Visor can be temporarily held back using peg/bolt (not supplied)
- 3. Telescopic mounting allow for a variety of post centre mountings, minimising the number of posts required in some instances
- 4. Designed for use with a high flow float valve, ensuring quick filling and a constant supply of drinking water and can accept high pressure supply. Valve can be left hand or right hand to suit water supply position

- 5. Large diameter tube 89mm quick empty valve allows swift and easy emptying and cleaning of the trough. The release handle is protected and obscured from curious animals
- 6. 75 x 225mm timber boards (supplied by others) can be used to hold back bedding. Use bolt on brackets
- 7. Chute ensures emptied water exits into the scrape passage and not on the bedded area

- 8. Light but tough visor on the front of the drinker is easily nudged by animals to access water. Protects water supply from muck and straw
- 9. Optional bolt on vertical infillers mitigate head traps where extended telescopic brackets are used

VisorDrink® - 1955mm



Specification

Construction	Heavy Duty Welded Sheet
Dimensions	1955W x 1220H x 470D
Inlet	Overall dia 27mm
Outlet	Overall dia 89mm
Capacity	129L
Post Clearance	Std: 2265-2385mm Ext: 2390-2870mm

Code
1001027-01



VisorDrink® - 1345mm



Specification

Construction	Heavy Duty Welded Sheet
Dimensions	1345W x 1220H x 470D
Inlet	Overall dia 27mm
Outlet	Overall dia 89mm
Capacity	86L
Post Clearance	Std: 1655-1775mm Ext: 1780-2260mm

Code
1001026-01



VisorDrink® - 735mm



Specification

Construction	Heavy Duty Welded Sheet
Dimensions	735W x 1220H x 470D
Inlet	Overall dia 27mm
Outlet	Overall dia 89mm
Capacity	43L
Post Clearance	Std: 1045-1165mm Ext: 1170-1650mm

Code
1001025-01







Hook Over Calf/Sheep Hayracks



- 75mm x 75mm weld mesh and sheeted end panels
- Hook brackets welded on

Code	Length (mm)	Width (mm)	Height (mm)	Depth (mm)
F035 2009 04	915	400	240	420
F035 2009 01	1250	400	240	420
F035 2009 02	1835	400	240	420

Wall Fitting Calf/Cattle Hayracks



- 75mm x 75mm weld mesh
- Can be fitted with hooks at additional cost

Code	Length (mm)	Width (mm)	Depth (mm)	Height (mm)
F032 2002 06	1835	455	585	610
F032 2002 08	2440	455	585	610

Double Sided Mesh Haybasket



- Slots over division panels
- Suitable for calf pens and lambing pens

Code	Length (mm)	Width (mm)	Depth (mm)
B107 0170 20	475	475	490

Hook Over Cattle Hayracks



- 75mm x 75mm weld mesh
- Sheet metal end panel
- Hook brackets welded on

Code	Length (mm)	Width (mm)	Height (mm)	Depth (mm)
F030 2033 02	2440	540	460	675



Wall Fitting Calf Trough



- 1.5mm thick galvanised steel
- Ideal for use in calf creep pens
- Fixing bolts are not included
- This product is made to order

Code	Length (mm)	Width (mm)	Depth (mm)
F030 2070 06	1830	284	123
F030 2070 08	2440	284	123

Hook Over Calf/Sheep Trough



- 1.5mm thick galvanised steel
- Ideal for hanging on gates
- Hooks are welded onto the trough

Code	Length (mm)	Width (mm)	Depth (mm)
F035 2006 31	915	305	150
F035 2006 32	1370	305	150
F035 2006 33	1830	305	150
F035 2006 34	2745	305	150

Verti - Rack



A modular system allowing varying lengths of hayrack to be easily achieved using standard sections.

- Can be configured to be a hook over hayrack
- Can be configured to be a bolt to wall unit
- Comes with meshed back panel
- Vertical rails set at 77mm apart from the front section
- Allows feeding from all three sides
- Supplied flat packed some self assembly is required
- Fittings to bolt product together are included but fittings to attach to the wall are not supplied
- This product is made to order

Code	Length (mm)	Product Description
F030 2034 11	915	Hook Over (single section & back panel)
F030 2034 12	1830	Hook Over (single section & back panel)
F030 2034 13	2745	Hook Over (two sections & back panels)
F030 2034 14	3660	Hook Over (two sections & back panels)
F030 2034 01	915	Bolt to Wall (single section)
F030 2034 02	1830	Bolt to Wall (single section)
F030 2034 03	2745	Bolt to Wall (two sections)
F030 2034 04	3660	Bolt to Wall (two sections)

Calf Feeder




- Hook on unit
- C/w a visor flap to prevent muck and straw contamination
- Feed height is adjustable through two positions
- Adjustable flow control
- 2mm pre-galvanised steel body

Code	Length (mm)	Width (mm)	Capacity (L)
F055 2040 01	1280	415	240





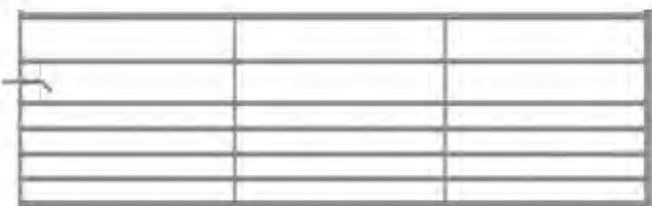




Posts

We offer a range of hanging and slamming posts to suit all of our gates, available in either tubular or square section.

Ashbourne - 7 Rail



- 1143mm high
- Box section RHS bracing for improved strength
- Top and bottom rails 43mm dia tube
- Intermediate rails 29mm dia tube
- Spring loaded sliding bolt fastening
- 50mm x 50mm SHS sleeved hanging stile
- Available from stock in a full range of sizes between 610mm and 4880mm
- Bespoke sizes available at extra cost

Big Bar - 7 Rail



- 1143mm high
- Box section RHS bracing for improved strength
- Top and bottom rails 44.5mm dia tube
- Intermediate rails 35mm dia tube
- Spring loaded sliding bolt fastening
- 50mm x 50mm SHS sleeved hanging stile
- Available from stock in a full range of sizes between 610mm and 4880mm
- Bespoke sizes available at extra cost

5 Rail Half Meshed



- 1143mm high
- Top and bottom rails 44.5mm dia tube
- Intermediate rails 30mm dia tube
- Spring loaded sliding bolt fastening
- 50mm x 50mm SHS sleeved hanging stile
- Clad with 75mm x 75mm mesh to a height of 670mm
- Available from stock in a full range of sizes between 610mm and 4880mm
- Bespoke sizes available at extra cost



4 Rail Fully Mesh



- 1143mm high
- All horizontal rails 44.5mm dia tube
- Keyhole/pendulum sliding bolt fastening
- 50mm x 50mm SHS sleeved hanging stile
- Clad with 75mm x 75mm mesh

5 Rail Cattleyard




- 1143mm high
- Top and bottom rails 48.3mm dia tube
- Intermediate rails 44.5mm dia tube
- Keyhole/pendulum sliding bolt fastening
- 50mm x 50mm SHS sleeved hanging stile
- Available in a full range of sizes between 610mm and 6100mm
- Bespoke sizes available at extra cost

6 Rail New Forde



- 1143mm high
- Top and bottom rails 48.3mm dia tube
- Intermediate rails 38mm dia tube
- Keyhole/pendulum sliding bolt fastening
- 50mm x 50mm SHS sleeved hanging stile
- Available in a full range of sizes between 610mm and 6100mm
- Bespoke sizes available at extra cost

8 Rail Premier



- 1525mm high
- All horizontal rails 44.5mm dia tube
- Spring loaded sliding bolt fastening
- Double braced for increased strength
- 50mm x 50mm SHS sleeved hanging stile
- Available in a full range of sizes between 610mm and 4880mm
- Bespoke sizes available at extra cost

Barrier Gate



- 762mm high
- Suitable for closing off vehicular access
- Padlockable sliding bolt fastening
- 50mm x 50mm SHS sleeved hanging stile
- Available from stock in a full range of sizes between 3660mm and 6710mm
- Bespoke sizes available at extra cost
- Hang and slam posts can be purchased at an extra cost

Deer Gate - Fully Meshed



- 1860mm high
- Central sliding bolt makes the gate anyhand
- 40mm x 40mm SHS Frame
- Padlockable sliding bolt fastening
- 50mm x 50mm SHS sleeved hanging stile
- Clad with 75mm x 75mm mesh
- Available from stock in 3 sizes: 1220mm, 3050mm and 3660mm
- Bespoke sizes available at extra cost
- Hang and slam posts designed to suit any size deer gate can be purchased at extra cost





Buxton Sheeted Doors



- 1270mm high
- Keyhole/pendulum sliding bolt fastening
- 50mm x 50mm SHS frame outer
- 50mm x 30mm infills
- Clad with 1mm pre-galvanised sheet
- Bespoke lug hinges and slam plates can be supplied at extra cost for fastening outside of RSJ
- Extended lug hinges and slam plates can be supplied at extra cost for fastening inside of RSJ
- Available from stock in 3 sizes: 3050mm, 3660mm and 4575mm
- Bespoke heights and lengths available at extra cost

Sliding Doors



- Suitable for use at the end of buildings where swing doors are not a viable option
- Sliding sheeted doors can be purchased on a made to order basis
- Bespoke sizes available
- All required fixings and tracking gear can be purchased at extra cost
- Weather hooding (as shown in the image) can be purchased at extra cost to increase the longevity of the tracking

Cattle Grids



- A great option for replacing gated vehicle access with a drive-through option
- Suitable for containing all types of stock including cattle, deer, sheep and goats within the field boundary
- Fully galvanised to increase longevity
- Available in a range of sizes which are suited to different weight bearing applications
- Installation details are supplied prior to the despatch of any cattle grid

Code	Product Information
F080 2010 10	10 Tonne Capacity
F080 2010 20	20 Tonne Capacity
F080 2010 30	30 Tonne Capacity
F080 2010 40	40 Tonne Capacity

NB: The stated capacities rely on correctly installed and positioned support walls.



Continental Gates And Panels


Designed specifically for livestock handling and penning requirements, the Continental range of heavy-duty gates and panels are available to purchase in a choice of height and rail numbers to suit a variety of applications. They can be used in conjunction with our extensive range of hang and slam post options to provide you with the best solution for your penning and handling requirements.

- Available as a gate or fixed panel
- 50mm x 50mm SHS sleeved hanging stile
- Top and bottom rails 48.3mm dia tube
- Keyhole/pendulum sliding bolt fastening (gates)
- Calf creep aperture available to purchase at extra cost


To aid your decision, our guide below indicates typical applications of various continental panels and gates:

Rail No.	Height (mm)	Hang Height (mm)	Typical Use
3	995	1525	Housing dairy cattle
4	1135	1525	Penning bull beef, cattle housing where extra ground clearance is required
5	1270	1525	General purpose stockyard and handling facilities
6	1575	1830	Holding pens where extra height is required
7	1375	1525	Multi purpose cattle/sheep/calf - includes 3 x 33.7mm dia rails

5 Rail Continental and Panel



Wheeled Cattle Hurdle



- 1605mm high
- Suitable for use as a barrier across open gaps when moving cattle
- Supplied with 4 durable rubber wheels for ease of movement across yards
- Includes hook and chain fastening
- Available in two sizes: 3660mm and 4570mm



Department of Transport Gates

IAE manufacture the full range of DOT gates to the highways specification details H17, H18, H19 and H20. All of our DOT gates are supplied with a hang and slam post.

H17-6 Rail



H18-Single Leaf Mesh Gate



H19-6 Rail



H20-6 Rail



NB: The H20 can only be purchased as a pair

Kissing Gate




- Height -1100mm - 1200mm, maximum in the fenceline 1700mm, width across the hoops 1200mm, gate dimensions 1000mm high x 700mm wide
- H-Frame provides rigidity and ease of installation
- The gate self closes and latches automatically, developed for where space is limited

Code

F010 0216 08





	Code	Product Information
1.	F016 0311 20	Hinge hooks on square drilled plates-20mm dia
	F016 0311 25	Hinge hooks on square drilled plates-25mm dia
2.	B106 0060 00	D latch socket on drilled plate
3.	F016 2003 02	Slotted plate bolt receiver
4.	F016 2003 01	Loop bolt receiver on drilled plate
5.		Hinged hooks on full length drilled vertical plate
6.	F016 0010 20	Hinged hooks on vertical drilled plates-20mm dia
	F016 0310 25	Hinged hooks on vertical drilled plates-25mm dia
7.	F016 2001 02	Heavy duty drop over frame
8.	F016 2001 03	Sliding type gate frame
9.	F016 2001 01	Simple drop over frame
10.	F016 0317 20	Hinge hooks on L/hand angle drilled plates 20mm dia
	F016 0317 25	Hinge hooks on L/hand angle drilled plates 25mm dia
11.	F016 2002 01	Bolt on drop bolt-to suit 50mm x 50mm or 40mm x 40mm stiles
12.	F016 2002 03	Bolt on padlockable drop bolt- to suit 50mm x 50mm stiles
13.	F016 2002 02	Clamp on drop bolt - to suit 50mm x 25mm stiles
14.	F016 0315 20	Hinged hooks on R/hand angle drilled plates-20mm dia
	F016 0315 25	Hinged hooks on R/hand angle drilled plates-25mm dia
15.	F016 2001 20	Padlockable heavy duty drop over frame - c/w peg
16.	F016 2003 03	Hold back chain assembly
17.	F016 2006 01	Bolt on wheel
18.	B107 0420 00	Hook to Drive - 20mm dia
19.	B107 0320 10	20mm H/hook on 20mm shank (to suit 200mm thick wall/post)
20.	F016 2038 12	20mm H/hook on 20mm shank (to suit 250mm thick wall/post)
21.	F016 2538 10	Hinge hooks to weld - flat back self colour-25mm dia
22.	F016 2038 12	Hinge hooks to weld - radius back self colour-20mm dia



Post Drivers



Code	Product Information
F017 2101 04	114mm dia
F017 2101 06	165mm dia



Estate Fencing

Estate fencing has existed for many years and can be dated back to the Victorian age, where it was a common fencing solution on large country estates. Nowadays, this classic, stylish type of fencing has a much wider variety of applications and can frequently be found in parkland, urban, rural and farmland settings. The robust design of the fencing has the strength to contain a variety of livestock, including cattle, whilst the continuous 5 rail system contains smaller livestock. If a subtle fencing solution is required, estate fencing is perfect as it is visually unobtrusive on the landscape.

Key features:

- Continuous 5 rail fence system and H frame makes installation easy
- Supplied loose in 5000mm sections for erection on site
- Overall height is 1200mm
- 20mm dia horizontal top rail and 4 subsequent lower flat rails
- Galvanised to BS EN ISO 1461
- All required clips and fittings are supplied as standard

1200mm and 3600mm single leaf gates and kissing gates are available from stock. Bespoke sizes and double leaf gates are available on a made to order basis.



Mesh Fencing

Our Fencing Division offers a wide range of mesh security fencing that is suitable for a variety of applications including the perimeter fencing of slurry lagoons.

Our most cost effective perimeter mesh fencing system is the Vmex® V3. Designed to be a subtle solution that still provides a good level of security, the Vmex V3 consists of weld mesh panels with longitudinal profiles which are manufactured from 5mm horizontal and 4mm vertical wires to give 200 x 50mm maximum wire spacing. If a higher level of security is required, please do not hesitate to contact our Fencing Sales team, as we are available to offer many alternatives, all with varied levels of security.

Key features:

- Available from stock
- Available in a range of heights between 1200mm and 3000mm
- Supplied with posts
- Galvanised and polyester powder coated to BS 1722 Pt. 16
- Supplied with required post fixings
- Choice of RAL finish colours available
- Matching gates available to purchase at additional cost



SCAN FOR
PRICE LIST

- All our dog penning conforms with all Environmental Health Model License Agreements
- 1840mm high
- 75mm vertical gaps to conform to industry standards for medium to large breeds
- Available in 3 lengths- 1000mm, 1500mm, 2000mm
- All panels sit 50mm off the ground to allow for easy cleaning out
- 625mm wide door opens inwards for operator safety
- Vertical railings constructed from 8mm bar and include a central brace to prevent bar separation

Code	Product Information
F084 2000 05	1500mm long dog pen front panel c/w gate
F084 2000 06	2000mm long dog pen front panel c/w gate
F084 2001 05	1500mm long dog pen side/back panel
F084 2001 06	2000mm long dog pen side/back panel
F084 2001 07	1000mm long dog pen side/back panel
F084 2010 01	Bolt down foot
F084 2011 01	Roof bracket

Roof Bracket



Bolt Down Support



Foot support brackets allow you to bolt panels to the floor and cope with small changes in floor levels



The X180 Yard Scraper is the toughest and most durable yard scraper ever produced by IAE. As the first widely available galvanised scraper that remains ever popular today, the X180 has proved itself as one of the best on the market. The latest design features heavy duty construction of the frame, a durable 50mm blade produced from high-grade, hard-wearing rubber and an easily operated cab release function.

The X180 Yard Scraper is compatible with category 1 and 2 three-point linkages, as well as an A frame. The product is suitable for both pull and push operations behind a tractor or on the front of a telescopic loader.

Key Features:

- The variable width blade adjusts to 3 positions from 1830mm – 2305mm nominal
- The reversible function makes the scraper suitable for both push and pull operations
- The heavy-duty rubber blade is durable and long-wearing
- The muck scraper is easily transitioned from Push to Pull, via a heavy duty pivot tube design, using a pull catch which can be operated from the tractor cab
- Designed to be attachable to a category 1 and 2 three-point linkage
- Also designed to be compatible with an A Frame/Quick Hitch
- Heavy duty, high specification, fully welded frame
- The frame and body are fully galvanised to increase the lifespan of the product
- Galvanised blade mounting channels for longer life
- Spring assisted double latch system
- +/-3 degree of float
- Fully CE Marked
- Tractor link pins supplied
- Conversion plates available (extra charge)

Code F080 2006 08

Vertical Railed Pig Gates



Product	Height (mm)	Hang (mm)	Gaps (mm)
Boar Gate	1300	1380	128
Sow Gate	1000	1150	128
Fattener Gate	1000	1100	100
Weaner Gate	800	900	75


Fully Sheeted Pig Gates



- Sheeted with 1.5m flat galvanized steel sheet
- Complete with 45° sliding bolt and 2 adjustable eyes

Product	Height (mm)	Hang (mm)
Sheeted Gates	1270	1370

Pig Hoppers - Weaner Feeder




Code	Width(mm)	Height (mm)	Depth (mm)
F065 2051 04	1224	566	300

Pig Hoppers - Grower Porker



Code	Width (mm)	Height (mm)	Depth (mm)
F065 2052 06	1834	840	370

Standard Pig Trough - Water Tight



Code	Length (mm)	Width (mm)	Depth (mm)
F065 2070 03	915	254	152
F065 2070 06	1830	254	152



Clean Water Pig Drinking Troughs



Code	Length (mm)	Width (mm)	Depth (mm)
F065 2060 04	1220	457	265
F065 2060 06	1830	457	265
F065 2060 08	2440	457	265
F020 2007 11	Loose service box to suit above		





At IAE, we are proud to provide an unrivalled advice service that is built upon 50 years' experience and are dedicated to helping you decide upon the best solution for all your individual projects and their requirements.

BESPOKE SOLUTIONS

Our dedicated team are able to offer a wealth of practical and technical knowledge that they have gained through many years of experience within the industry. These factors combined with the first-class manufacturing capabilities at our Headquarters, in Stoke-on Trent, allow us to offer a tailored service which will meet all your requirements.

OUR SERVICE



CONCEPT

The concept phase includes us visiting your site, free of charge, to gain a better understanding of your ideas and requirements in order to ensure that your bespoke solution is fully tailored to satisfy your needs.



DESIGN

Our in-house design team will then refine those discussions into dynamic and detailed drawings that will accurately reflect all of your requirements.



MANUFACTURE

All of your equipment will be manufactured on-site at our headquarters in Stoke-on-Trent, where we are able to ensure the highest standards of quality from the initial welds right through to the Hot Dip Galvanising.



AFTERSALES SUPPORT

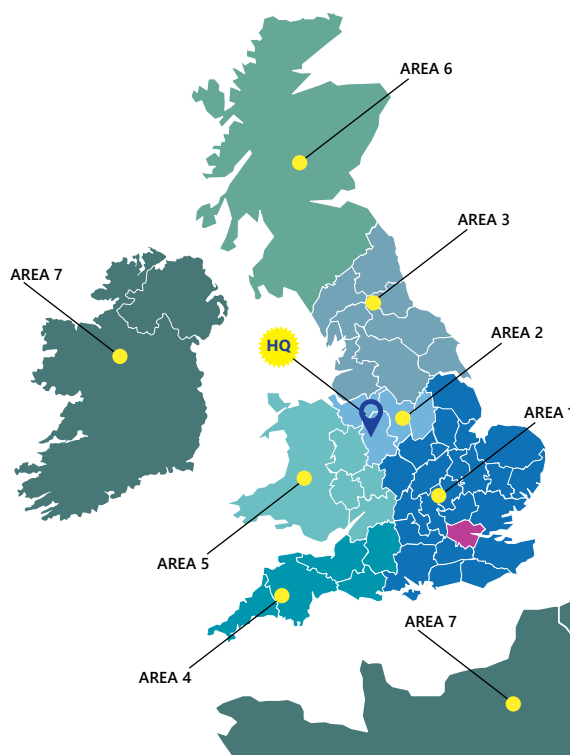
Our dedicated Customer Support team are on hand from the day of completion of your bespoke solution to provide any further aftersales support that you may require.



If you require assistance planning your next project, do not hesitate to contact our experienced team as they are here to assist you.

AREA CONTACTS

Contact your local Area Sales Manager to assist you with your project.



Area 1 Ben Mould

For Bedfordshire, Berkshire, Buckinghamshire, Cambridgeshire, Essex, Hampshire, Hertfordshire, Humberside, Kent, Leicestershire, Lincolnshire, Norfolk, Northamptonshire, Oxfordshire, Rutland, Suffolk, Surrey, Sussex, Warwickshire, West Midlands,
Mobile: +44(0)7771 921572
Email: ben.mould@iae.co.uk

Area 2 Jason Walters

For Staffordshire, Cheshire, Derbyshire, Nottinghamshire
Mobile: +44(0)7525 767506
Email: jason.walters@iae.co.uk

Area 3 Martin Dearden

For Cleveland, Cumbria, Durham, Lancashire, Northumberland, Yorkshire
Mobile: +44(0)7771 921575
Email: martin.dearden@iae.co.uk

Area 4 Andrew Lowe

For Avon, Cornwall, Devon, Dorset, Somerset, Wiltshire
Tel: +44(0)7771 921573
Email: andrew.lowe@iae.co.uk

Area 5 Sion Evans

For Gloucestershire, Hereford, Worcester, Shropshire and Wales
Mobile: +44(0)7976 176043
Email: sion.evans@iae.co.uk

Area 6 Andrew Sempey

Scotland
Mobile: +44(0)7748 116673
Email: andrew.sempey@iae.co.uk

Area 7 Export Sales

Tel: +44(0)1782 339320
Email: andrew.davies@iae.co.uk

Project Sales Manager - Mark Dodd

Special Projects for all areas
Mobile: +44(0)7771 921577
Email: mark.dodd@iae.co.uk

We recognise that not all agricultural buildings and farms are the same, which is why we offer our made to measure service. Whether it be a specific design, special length or some general changes that you require, we are able to manufacture a solution that is tailored to you.



Sheep Housing Unit

Installations of a sheep-housing project, which included bespoke feed fence barriers at the University of Lincoln, Riseholme Park Farm were completed just ahead of their lambing season commencing. The building has been refurbished from an old cattle building to now become an indoor lambing facility that is more than capable of housing up to 400 in-lamb ewes.

Our Bespoke Solutions team worked closely alongside Riseholme Park Farm to design a solution that would meet all of their requirements. A particularly important requirement to the farm was that the solution would be flexible and portable and so because of this, all of the equipment can be dismantled in under an hour, leaving a completely flat and clear floor space that can be used for alternative purposes outside of the lambing season.

Our Bespoke Solutions team designed and supplied the equipment for this fixed cattle handling system for a customer located in Staffordshire. A key requirement for the customer was that the system needed to fit within a pre-allocated area. Therefore, the system was designed to adjoin the pre-existing cattle housing unit, allowing the handlers to run the cattle straight from their shed to the handling system for routine tasks such as foot trimming, worming, drenching and pregnancy diagnosis testing.

Unique to this system is an increased handling capacity, by making use of holding pens which feature a dog leg within the external panels to increase the number of animals able to fit within the pens. A second unique feature to this system, was additional loading and unloading pens, that was requested by the customer to enforce safe loading and unloading of cattle.

The customer also chose to include a Crusader Plus cattle crush at the front of their handling system, complete with a Cattle Crush Extension to allow for a safe working area to the rear of the cattle crush.



Bespoke Cattle Handling System

The Bespoke Solutions team had the pleasure of being awarded the contract to design and supply the internal penning and handling systems at a brand new, state-of-the-art, research facility at the University of Edinburgh. The Large Animal Research and Imaging Facility (LARIF) received funding from the University of Edinburgh, the Centre for Innovation and Excellence in Livestock (CIEL) and the Wellcome Trust.

The LARIF offers users the opportunity to capitalise on a wide range of expertise in farm animal production, health and welfare including infectious disease zoonoses, vaccines, genetics and genome editing, imaging, radiology, medicine, surgery and critical care. The equipment we designed and supplied to the facility was suitable for use by cattle, sheep and pigs of all ages, which therefore meant we included a bespoke stockboard fixed sheep handling system, as well as a bespoke cattle handling system to include a suitable cattle crush.



Edinburgh University Research Facility

Our Bespoke Solutions team, working closely alongside our Area Sales Managers have a vast knowledge of designing the layout and supplying the internal equipment for a huge range of dairy housing facilities. From existing sheds to complete new builds, the team are able to adapt the solution to suit the needs of the cattle and the farmer.

We can calculate your exact requirements based upon your intended stocking rate, meaning that your housing solution will contain enough cubicles, feed fence space and waterers to accommodate for the whole herd. Pictured here is a dairy housing unit we completed in the South West which includes Ultima cubicles, Yokemaster feed fences, 3 rail up and over gates, free standing tipping water troughs, sheeted gates, yard gates and a bespoke cattle race.



Bespoke Dairy Housing Unit

For those larger or more specialised projects, our Bespoke Solutions team are hand to not only assist with the concept generation and design, but to also manage your project requirements from IAE throughout the whole process. They will work closely alongside you to ensure all of your expectations are met within a realistic time frame. If you require assistance from our Bespoke Solutions team contact our Project Sales Manager (p.128).

For over 25 years IAE has had the pleasure of working with many prestigious livestock markets within the UK to help redevelop and supply the internal animal handling equipment. This often includes handling systems, animal penning, loading bays and sales rings.

We are able to offer assistance with the design and development process all the way through to the installation and our dedicated team will always aim to incorporate animal health and welfare considerations into their designs whilst trying to maximise floor space utilisation. In doing all of this, we work hard to ensure the highest possible levels of bio-security are met.



Darlington Market

IAE and the Bespoke Solutions team were pleased to have been selected to design, manufacture and supply all of the animal handling facilities at the newly constructed Darlington Farmers Auction Mart (DFAM) in County Durham.

The new 6160m² premises has capabilities for holding 1000 cattle and 3000 sheep at any one time and can now handle in excess of 250,000 animals annually. The new facility contains 2 sales rings, of which one has been designed specifically for sheep while the other is for cattle, as well as a separate Lairage building amounting to a total floor space of 600m² with its own loading dock.

We supplied a vast array of equipment to the state-of-the-art facility, which included: sales rings, animal penning, bull slips, loading facilities, handling systems and much more.

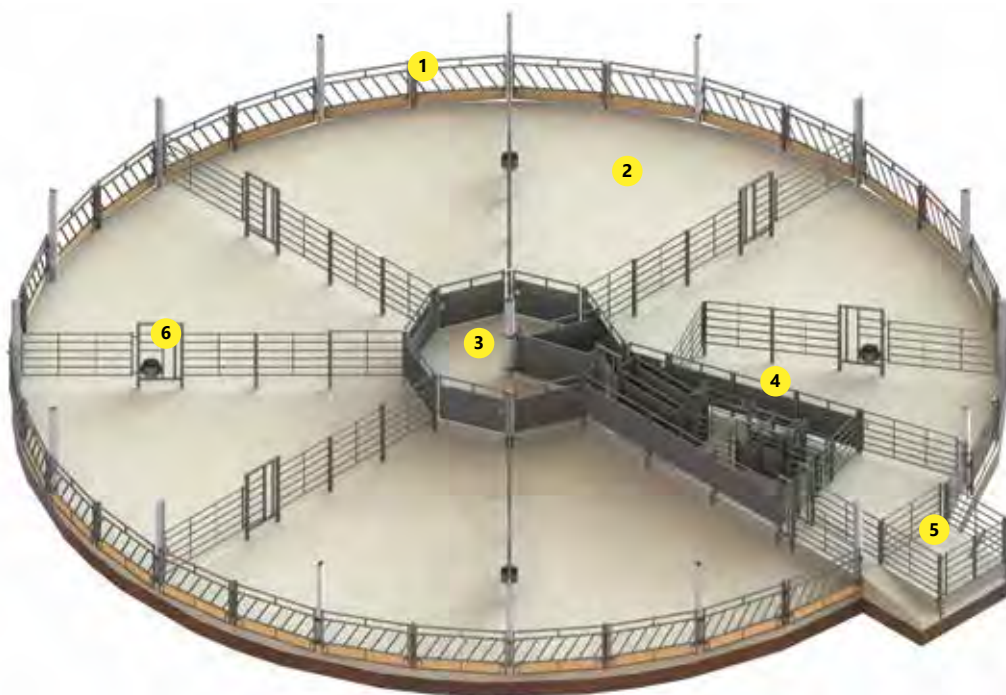




IAE are proud to be working in association with ID Agro and Roundhouse Building Solutions Ltd to supply the internal housing and handling equipment for the modern Roundhouse® building. Our Bespoke Solutions team have built a wealth of knowledge in relation to equipping roundhouses with the right equipment for the right livestock, as well as ensuring that operator safety is maximised.

The Roundhouse® Concept

The Roundhouse can be characterised by its simplistic design which prioritises animal health and welfare, work convenience and cost-efficiency. Originally designed for beef cattle, the Roundhouse also lends itself well to dairy cattle, sheep, goats and young stock rearing. A diameter of 30.25mtrs allows for 718m² of available floor space which can be divided into segments.



1. A feed fence forms the external barrier to the housing. Allowing a single operator to feed around the perimeter of the Roundhouse
2. Typically the Roundhouse is split into pens that branch outwards from the centre
3. Animals can be placed into the control area whilst the handler mucks out the pens
4. A full handling system accessed from the control area allows the handler to complete routine treatments such as foot trimming and TB testing
5. For safe removal of animals from the Roundhouse, a loading bay is incorporated into the design
6. Man-access points between each pen are a valuable feature for either allowing access or egress in emergencies





EQUESTRIAN





Moorland Stabling

23

IAE have been manufacturing Equestrian Stabling for over 25 years. Our long-standing position within the industry, combined with the undertaking of many prestigious equestrian projects, has enabled us to refine our Equestrian range to be durable, versatile and excellent value.

Drawing on some of our best previous concepts and design features, we now offer the Moorland Stabling range, which comprises of a variety of frontages, partitions and accessories. The Moorland range is designed to be a modular and standardised solution, allowing you to purchase the individual items you need and combine them to create your optimal solution. All aspects of the Moorland stabling range are manufactured using a combination of advanced manufacturing technology and high-quality materials, ensuring that the stabling you purchase will stand the test of time.

Key considerations have been accounted for whilst designing this range, which includes being able to accommodate for a fall of 50mm across frontages or partitions as well as the option to achieve a bespoke layout by using our various panel designs in conjunction with our unique bracket which allows for panels to be cut to special lengths. (p.136).

Key features of Moorland Stabling:

- Stable fronts and partitions are available in three different lengths: 2970mm, 3570mm and 4170mm (post centres)
- Three different front options are available: bottom swing door, anti-weave swing door and anti-weave sliding door
- Universal any hand swing doors. Supplied from the factory left handed, however bolt on fittings allow for easy conversion to right hand
- Three different variations of partition are available: half grille, fully boarded or talke grille
- All infills created from 34mm recycled solid plastic tongue and groove boards
- The plastic infills are low maintenance, durable and weatherproof
- Additional accessories such as swivel feeders, anti-chew strips and anti-weave infill panels can be purchased at extra cost
- External split doors and window hatches are also available
- All stabling is supplied in kit form and requires assembly on site




Stables supplied in kit form and requires assembly on site

1. Recessed handles on the swing door prevent the horse from being able to open the door
2. 70mm x 70mm posts provide the stabling with rigidity and strength
3. Seven sided safe edged rails eliminate potential injuries to both horse and handler
4. 34mm thick plastic boards are durable and kick proof
5. The added option of a swivel trough allows the horse to be fed without entering the stable (extra cost)
6. 25mm dia vertical rails spaced with 50mm gaps allow horses to see activity within the barn


Front Options

Moorland front with bottom swing door, panel and 2 posts



Code	Product Information
F093 2002 11	2970mm post centres
F093 2002 12	3570mm post centres
F093 2002 13	4170mm post centres
F093 2002 81	End Post to finish the run

Moorland front with anti-weave sliding door, panel and 2 posts



Code	Product Information
F093 2002 31	2970mm post centres
F093 2002 32	3570mm post centres
F093 2002 33	4170mm post centres
F093 2002 81	End Post to finish the run



Optional Extras

Swivel Feeder-Plastic Trough



Code

F093 2003 32

Magic Bracket-pair

To allow for the cutting down of panels on site



Code

F093 2003 52

Anti-chewstrip

To suit front of bottom swing door and anti weave swing door 1125mm wide x 465mm high



Code

F093 2003 51

Anti-weave Infill Panel



Code

F093 2001 13



Partition/Back Options

Moorland Half Grille Stable Partition




Partition includes post

Code	Product Information
F093 2002 44	2970mm post centres
F093 2002 42	3570mm post centres
F093 2002 46	4170mm post centres

Back (no post included)

Code	Product Information
F093 2002 64	2970mm post centres
F093 2002 62	3570mm post centres
F093 2002 66	4170mm post centres

Moorland Fully Boarded Stable Partition



Partition includes post

Code	Product Information
F093 2002 54	2970mm post centres
F093 2002 52	3570mm post centres
F093 2002 56	4170mm post centres

Back (no post included)

Code	Product Information
F093 2002 74	2970mm post centres
F093 2002 72	3570mm post centres
F093 2002 76	4170mm post centres

Moorland Talk Grille Partition



Partition includes post

Code	Product Information
F093 2003 04	2970mm post centres
F093 2003 02	3570mm post centres
F093 2003 06	4170mm post centres

940mm long talk grille can be positioned anywhere along the top section of the partition





5 Lever Mortice Deadlock
Recommended by most insurance companies
as their preferred standard. BS 3621: 2007

Moorland External Split Door in Frame

Moorland Tack Room Door In Frame



Code	Product Information
F093 2003 41	Suits a gap of 1305mm wide x 2320mm high

Code	Product Information
F093 2003 41	Suits a gap of 970mm wide x 2320mm high



The corner door is supplied with a hanging post, slamming post, door brace and top lintel

Code	Product Information
F093 2002 92	Moorland Stable corner bottom swing door c/w 2 posts
F093 2002 94	Moorland Stable corner full height anti-weave swing door c/w 2 posts

Moorland Tack Room Front

Comprising of full height lockable swing door, panel and 2 Posts



Code	Product Information
F093 2003 22	3570mm post centres

Moorland External Boarded Window Hatch

External boarded window hatch to suit a 915mm square gap

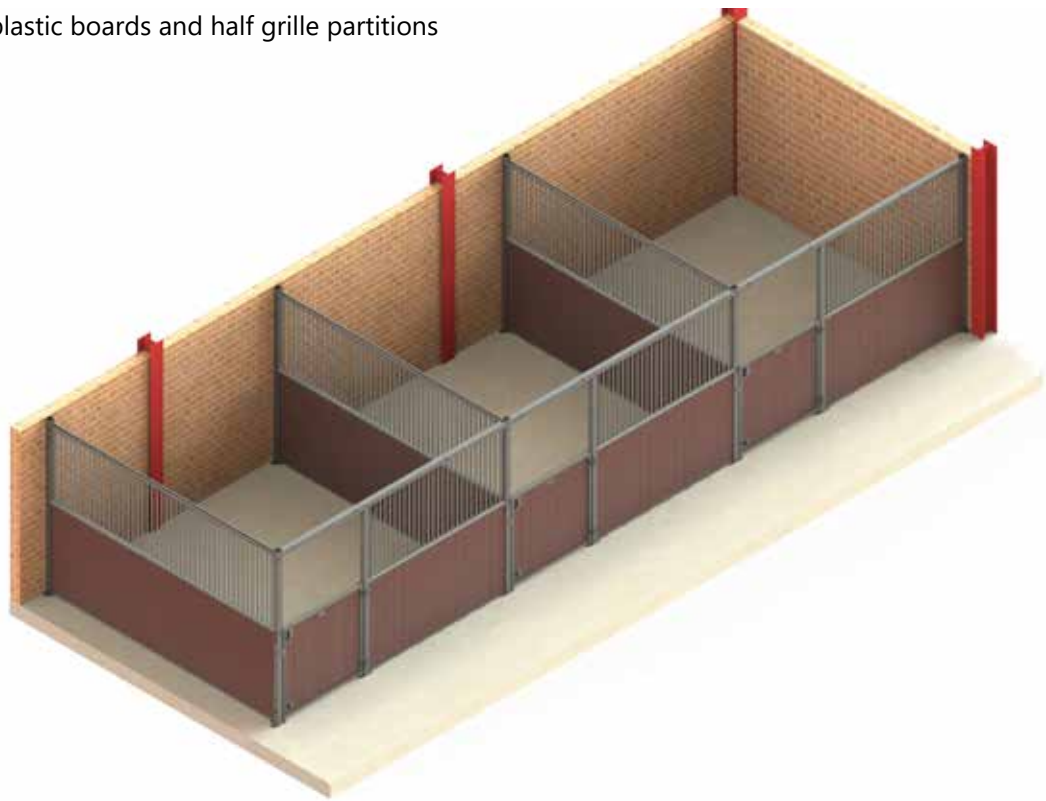


Code	Product Information
F093 2003 44	To suit 915mm gap



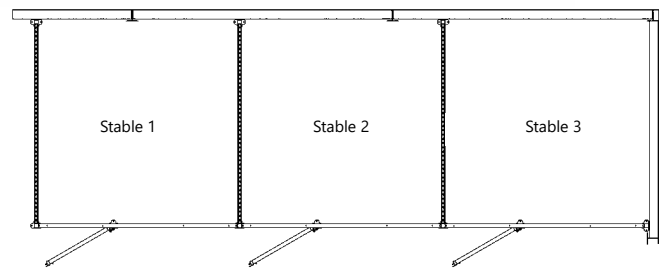
Arrangement A3

Swing Door Stables, plastic boards and half grille partitions

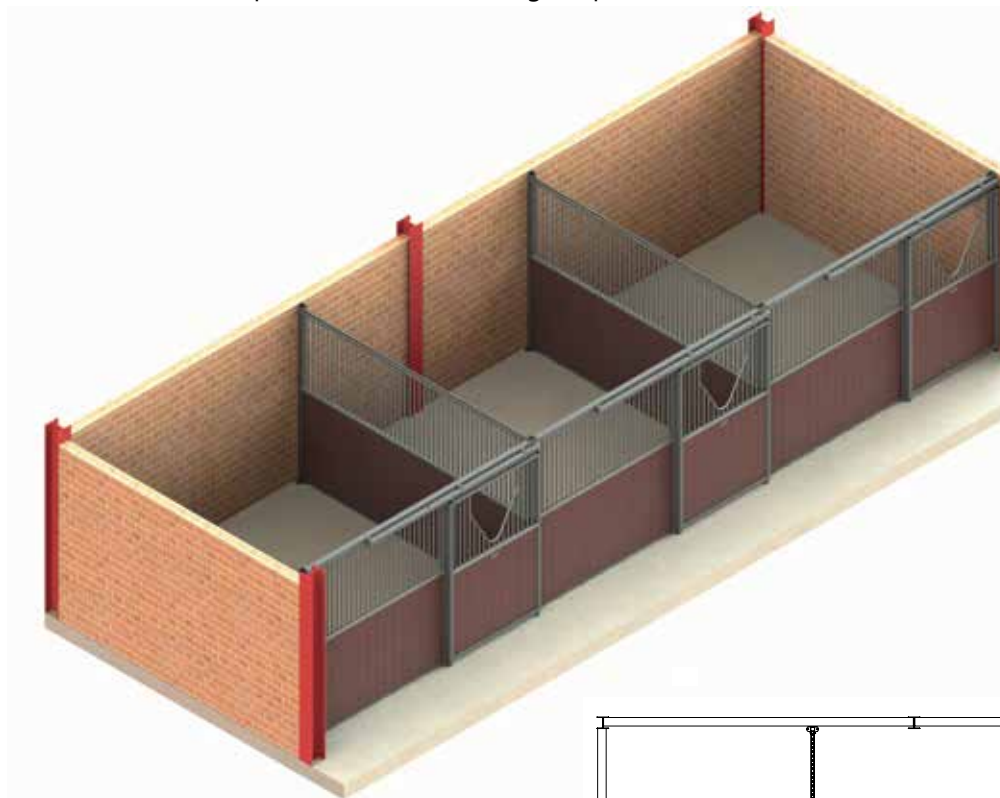


Example of requirements for 3 x stables as arrangement A3.

Code	Qty	Product Description
F093 2002 12	3	Moorland fronts with bottom swing door plastic infill
F093 2002 42	3	Moorland half grille partitions plastic infill
F093 2002 81	1	End post

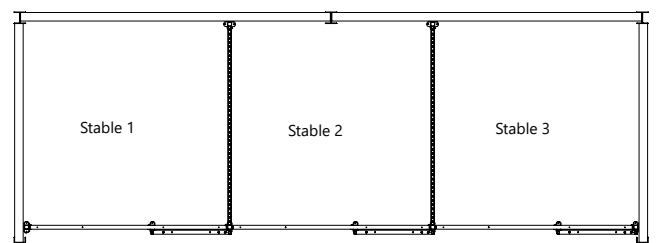
**Arrangement B10**

Sliding Door Stables between walls, plastic boards and half grille partitions

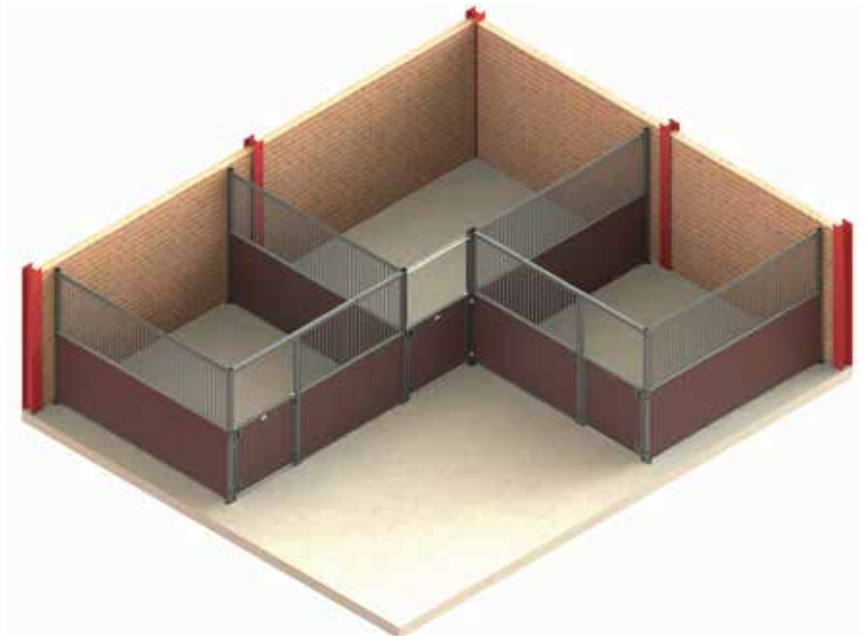
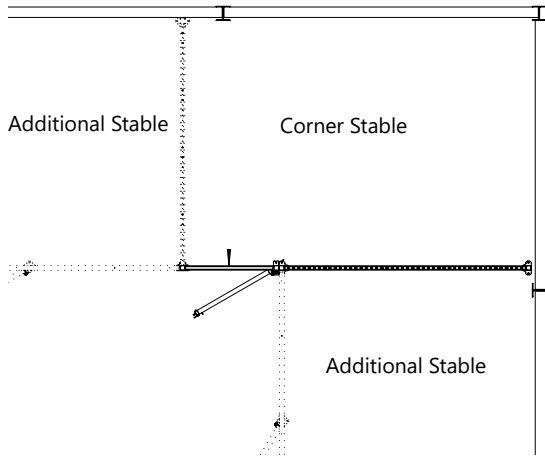


Example of requirements for 3 x stables as arrangement B10.

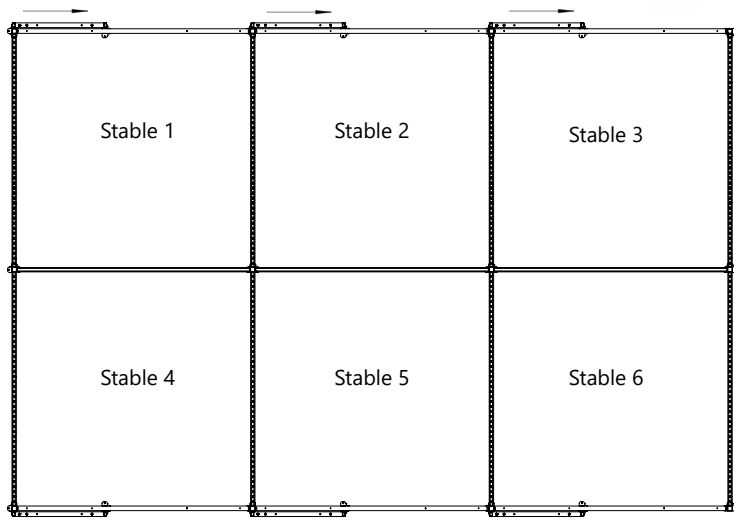

Code	Qty	Product Description
F093 2002 32	3	Sliding door stable fronts plastic infill
F093 2002 42	2	Moorland half grille partitions plastic infill
F093 2002 81	1	End post



Arrangement A12
Swing Door Corner Stable Set Up



Arrangement B7
Back to Back Sliding Door Stables Set Up



Corrosion of Galvanised Steel

All IAE Hot Dip Galvanised products are galvanised to the highest standards, conforming to BS EN ISO 1461. However, depending upon the environment and location the equipment is within, there is always a possibility of galvanised steel corroding in the medium to long-term, particularly in aggressive environments.

What is Galvanising?

Hot dip galvanising is a surface treatment used to protect mild steel from corrosion. The process involves dipping chemically clean steel into a bath of molten zinc which causes a metallurgically bonded coating of zinc to form on the surface of the steel.

Zinc, like stainless steel or aluminium does not rust like mild steel. An oxide layer on its surface is created on exposure to air, which resists further corrosion. Zinc is used in galvanising as it bonds well to mild steel.

How does Galvanising prevent corrosion?

Galvanising prevents oxygen and water from reaching the steel beneath using this zinc oxide layer on its surface. When there's moisture present this turns into zinc carbonate. This gives the metal a dull grey patina that's insoluble in water and stops any further chemical changes. In certain circumstances the galvanising will offer cathodic protection, where the zinc corrodes preferentially to the steel.

What degrades the Zinc coating?

Typical environments or chemicals that accelerate corrosion of galvanised steel are:

- Acids or ammonia's found in animal feeds (e.g. silage) and excretion
- Strong alkalis such as cement, (especially Portland cement,) as these contain chlorides and sulphates
- Sodium Chloride (salt) in water or air (marine or coastal environments)
- Situations where coatings are wet or soaked

Present within some of the above are corrosive gasses which catalyse the corrosion of the zinc coating through the formation of carbonic and sulphuric acid respectively. These acids modify the zinc coating causing its properties to change and therefore reduce the protection against corrosion. As a result of this, ferric and ferrous oxides occur in the form of rust. Marine and salty environments lower the lifetime of galvanised steel because the high electrical conductivity of sea or air increases the rate of corrosion, primarily through converting the solid zinc to soluble zinc chloride which is then washed away.

What can be done to increase a galvanised items lifespan?

Applying a secondary layer of protection to a galvanised item that is particularly susceptible to corrosion is the primary method of increasing corrosion resistance. This is known as a "duplex system".

Coating the lower section of posts with bituminous paint prior to installing into concrete is a recognised method of increasing a posts lifespan, protecting it from acids and ammonias present in animal excretion. Coating feed to water troughs with food safe paint or resin is also common practice. Where additional coatings cannot be practically applied, ensuring products are washed down frequently where exposed to aggressive environments, and keeping products dry where possible will both increase longevity.

For more information visit www.iae.co.uk/corrosion



GALLAGHERS TW,TWR and W RANGES COMPARISON TABLES

Operation & Data Collection	TWR-5	TWR-1	TW-3	TW-1	W310	W0
Manual/automatic weight locking options	•	•	•	•	•	•
Assign visual tag against weight and EID number	•	•	•	•		
Calculates average daily weight gain/carcass weight	•	•	•	•		
Max number of animal records						
Number of traits recorded per session	1,000,000+	1,000,000+	1,000,000+	1,000,000+		
Individual animal notes and weight recorded	9		3			
Multiple custom trait definition to collect and edit data	•	•	•	•		
Weight based calculations (eg dose or kill out weight)	•		•			
Review full animal history in the yard	•		•			
Manage treatments and associated with holding periods	•	•	•	•		
View animal pedigree information in graphical family tree	•		•			
Drafting						
Liveweight drafting	•	•	•	•	•	
On screen drafting statistics recorded	•	•	•	•	•	
Automatic drafter interface	•	•	•	•		
Drafting by electronic ID number	•	•	•	•		
Draft based on Average Daily Gain (ADG) or custom calculations	•	•	•	•		
Connectivity						
Automatic load bar recognition & calibration	•	•	•	•	•	
Integrated EID reader	•	•	•	•		
Bluetooth connection*(Bluetooth dongle required)	•	•	•	•	•*	
Wifi connectivity	•	•	•	•		
Software						
FREE Android App for easy transfer of animal data	•	•	•	•		
Animal Performance Software (APS Standard) for PC	•	•	•	•		•

GALLAGHERS HR-5 AND HR-4 RANGE COMPARISON TABLES

Operation	HR-5	HR-4
Memory capacity	100,000	100,000
Large 2.8" colour LCD backlit screen	•	•
Re-configure settings on the Reader itself	•	•
Bluetooth	•	•
USB connectivity		•
Powered by internal rechargeable battery	•	•
Bluetooth Adaptor for non-Bluetooth EID compatible weigh scales	•	•
Comfortable ergonomic, soft grip handle	•	•
Rugged carry case		
Visual		
Record replacement of animal EID tag	•	
Edit visual ID on device	•	
Look up animal from visual ID only	•	
Visual ID cross reference table	•	•
Continuous tag read mode	•	•
Vibration, audible feedback and LED confirmation of tag read	•	•
Session and Drafting Activity		
Numeric, free text and date data entry	•	
Enter animal notes	•	
Session name and notes entry	•	
Link Mother to off-spring	•	
Record alerts, as a reminder, when animal is next scanned	•	•
Pick-list data entry	•	•
View animal history by trait, life data or activity	•	•
Assign sort colour (virtual raddle)	•	•
Distinction between traits, life data and activities	9	3
Date and time stamp on all records	•	•
Number of animal traits per session	•	•
Software		
FREE Android App for easy transfer of animal data	•	•
Animal Performance Software (APS Standard) for PC	•	•

A		Eight Rail Premier	117	Standard Sheep Circular Feeder	100
AG-FIT®	56	Five Rail Cattleyard	117	Standard Sheep Feed Trough	103
B		Five Rail Half Meshed	117	Vertical Rail Rectangular Sheep Feeder	101
BESPOKE SOLUTIONS	127	Four Rail Fully Meshed	116	S	
BULL PENNING		Gate Fittings	121	SHEEP HANDLING	
C		Kissing Gate	120	Circular Sheep Forcing Rings	89
CALF REARING		New Forde	117	Clip On Non Return Gate	92
Double Sided Mesh Haybasket	77	Post Driver	121	DraftMaster	97
Fittings To Standard Calf Pens	77	Sliding Doors	118	Drop Gate In Race Joining Frame	92
Fully Sheeted Back Panel	76	Wheeled Cattle Hurdle	119	Digital Lamb Weigher	96
Large Calf Dehorning Crate	78	H		Economy Portable Sheep Race	89
Part Sheeted Side Panels	76	HAYRACKS AND FEED TROUGHS		Fittings To Suit Sheep Equipment	93
Small Calf Dehorning Crate	78	Double Sided Meshed Haybasket	112	Four Railed Fully Sheeted Sheep Hurdles	90
Six Railed Back Panel	76	Hook Over Calf/Sheep Hayrack	112	Fully Meshed Drafting/Stop Gate	91
Standard Calf Pen Fronts	76	Hook Over Cattle Hayrack	112	Fully Sheeted Sheep Shedding Hurdles	90
Standard Calf Penning	76	Wall Fitting Calf/Cattle Hayrack	112	Fully Sheeted Slipway Hurdles	93
Standard Six Railed Side Panels	76	Calf Feeder	113	Gate In Race Joining Frame	92
CATTLE CRUSHES - Premium/Standard		Hook Over Calf/Sheep Trough	113	Guillotine Gates In Frames	91
Chieftain Rotating Rump Bar	13	Verti - Rack	113	Kwik Turnover Crate	95
Chieftain Squeeze	12	Wall Fitting Calf Trough	113	Non Return Gate/In Race Joining Arch	92
Chieftain Suckler	13	L		Non Return Gate/Stop Gate In Frame	92
Crusader Plus Crush	14	LAMB EQUIPMENT		Race Joining Frame	92
Highland Crush	14	Eight Rail Alpaca Hurdle	80	Radiused Sheeted Hurdles	90
Saracen Rotating Rump Bar	10	Lamb Adopter Front	80	Self Locking Yoke In Race Frame	92
Saracen Squeeze	9	Lamb Creep Hurdle	80	Sheep Docking Crate	95
Saracen Suckler	10	Lamb Creep Hurdle	80	Sheep Foot Baths	94
Optional Extras		Part Meshed Lambing Hurdle	80	Sheep Sliding/Stop Gate In Race Frame	93
Bolt on Angle Slotted Lugs	15	Seven Rail Interlocking Sheep Hurdle	80	Sheep Swing Gate Built Into Frame	92
Bolt On Slotted Lugs	15	P		Sheep System A	87
Cattle Crush Extension	15	PIG EQUIPMENT		Sheep System A Basic Kit	86
Foot Trimming Kits	15	Clean Water Pig Drinking Trough	126	Sheep System A Starter Kit	86
Sliding Gate For Rear Of Crush	15	Fully Sheeted Pig Gate	126	Sheep System B	87
Universal Any Hand Rear Crush Gate	15	Pig Hoppers - Grower Porker	126	Sheep System C	88
COW CUBICLES		Pig Hoppers- Weaner Feeder	126	Sheep System D	88
Cow Mattress	55	Standard Pig Water Trough	126	Six Railed Sheep Hurdles	90
Cubicle Housing Gates	53	Vertical Railed Pig Gate	126	Six Railed Sheep Hurdles With Gate	90
Herringbone A.I. And Treatment Race	54	PORTABLE CATTLE FEEDING		Six Railed Sheep Sliding Gate Hurdles	90
Rear Operating Front Opening A.I. Stalls	54	Badger Defence	73	Six Rail Pair Of Sheep Gates	93
Sand Cubicles	52	Barley Beef - Large Capacity Feeder	72	Swing And Slide Gate	93
Super Comfort	50	Barley Beef Feeder - Single	72	Three Way Drafting/Stop Gate	91
Ultima Cubicles	48	Calf Creep	71	Two Way Support Posts	93
D		Cornbins	72	SHEEP HOUSING	
DOG PENNING	124	Floor Feeding Cattle Trough	73	Adjustable Sheep Hurdle	82
E		Free Standing Calf Trough on Legs	73	Adjustable Sheep Hurdle with Access Gate	82
EQUESTRIAN		Free Standing Portable 2 In 1 Feeder	71	Bolt On Sheep Lugs	83
Front Options	135	Heavy Duty Circular Feeder	70	Clip On End Panel	83
Optional Extras	136	Heavy Duty Floor Feeding Bullock Trough	73	Self Closing Gate End	83
Partition/Back Options	137	High Density Feeder - Steel Base	70	Standard Walk Through	83
Window/Door Options	138	Goliath Calf Trough	73	Trough End	83
F		Rectangular Feed Bin - Steel Base	71	Trough Joiner Inserts	83
FEED BARRIERS		Tombstone	70	Vertical Railed Sheep Feed Hurdle	82
Feed Fence	40	Yearling Circular Feeder	70	Vertical Railed Sheep Feed Hurdle with Gate	82
Single Rail Barrier	41	PORTABLE CATTLE HANDLING		W	
Tombstone Feed Fence	41	Backing Up Bar	33	WATER TROUGHS	
Two In One Feed Unit	42	Cattle Stop Gate In Frame	33	1200mm Large Capacity Water Trough	106
Yokemaster	43	Cattle Lugs On Vertical Plates	33	457mm Cattle Water Trough	106
FENCING		Chieftain Yoke Gate In Frame	36	Drink And Flip Swivel Water Trough	108
Estate Fencing And Gates	122	Coupling Bar	32	High Backed Water Trough	106
Mesh Fencing	123	Deluxe Calving Hurdle	37	Self Fill Water Bowls	108
FIXED CATTLE HANDLING		Portable Cattle Handling Starter Kit	30	Service Box	106
Any Hand Forcing Rings	24	Race Joining Arch	32	457mm Sheep Water Trough	106
Options Dual Width Cattle Race	26	Race Joining Arch With Gate	32	Tipping Water Troughs	107
Safe Zone Gate	27	Rotex®	34	Visor Drink	109
Walkways	27	Saracen Yoke Gate In Frame	36	Universal Drinker	108
G		Six Rail Hurdle	31	Y	
GALLAGHER WEIGH SYSTEMS	18	Six Rail Gates Built Into Hurdle Frame	31	YARD SCRAPER	125
GATES		Six Rail Hurdle With Access Gate	31		
Ashbourne	116	Six Rail Hurdle With Diverter Gate	31		
Barrier Gate	117	Sliding Gate In Race Joining Arch	33		
Big Bar	116	Support Posts	32		
Buxton Sheeted	118	PORTABLE SHEEP FEEDING			
Cattle Grids	118	Corrugated Lid For Sheep Feed Cradle	101		
Continental Gates	119	Diagonal Rail Sheep Circular Feeder	100		
Deer Gate Meshed	117	Double Sided Lamb Creep Feeder	102		
Department Of Transport	120	Hook Over Calf/Sheep Hayracks	103		
		Hook Over Sheep Trough	103		
		Horned Sheep Circular Feeder	100		
		Sheep Feed Cradle	101		
		Sheep Hayrack On Wheels	103		
		Sheep Round Bale Feeder	101		
		Single Sided Lamb Creep Shelter	102		
		Sheep Square Bale Feeder	101		

TERMS AND CONDITIONS

1. INTERPRETATION

1.1 Definitions:

"Acknowledgment": the written confirmation of order issued by the Supplier confirming the Customer's Order.
"Affiliate": means any entity that directly or indirectly Controls, is Controlled by or is under common Control with another entity.
"Approval Drawings": means drawings produced by the Supplier for specific approval by the Customer.
"Bespoke Goods": means any engineered to order Goods which are made to a Customer's Specification.
"Business Day": a day (other than a Saturday, Sunday or public holiday) when the banks in London are open for business.
"Cancellation Fee": means a fee which is equivalent to the costs incurred by the Supplier in manufacturing MTO Goods or Bespoke Goods (where no deposit has been paid) which may include, without limitation, the raw material, labour, design and manufacturing costs incurred by the Supplier as at the date of cancellation.
"Conditions": the terms and conditions set out in this document as amended from time to time in accordance with clause 11.4.
"Contract": the contract between the Supplier and the Customer for the sale and purchase of the Goods in accordance with these Conditions.
"Control": means the beneficial ownership of more than 50% of the issued share capital of a company or the legal power to direct or cause the direction of the management of the company;
"Customer": the person, firm, organisation or other entity who purchases the Goods from the Supplier either as End User or on behalf of an End User (including for the avoidance of doubt, any dealer or agent).
"Delivery Location": the location to which the Goods are to be delivered as set out in the Order or as otherwise agreed by the Supplier in accordance with these Conditions.
"Deposit": a sum of up to 50% of the price as set out in the Acknowledgment, which is non-refundable.
"End User": means, where applicable, any person or persons to whom the Customer sells on or hands over the Goods.
"Force Majeure Event": an event or circumstance beyond a party's reasonable control.
"Goods": the goods (or any part of them) set out in the Order.
"MTO Goods": standard Goods which are made to order for a specific Customer.
"Order": the Customer's order for the Goods as confirmed by the Supplier's written Acknowledgment.
"Specification": any specification for the Goods, including any related plans and drawings that are agreed in writing by the Customer and the Supplier.
"Supplier": F.Klucznik & Son Ltd trading as IAE (registered in England and Wales with company number 01448116).

1.2 Interpretation:

1.2 a reference to a statute or statutory provision is a reference to such statute or provision as amended or re-enacted. A reference to a statute or statutory provision includes any subordinate legislation made under that statute or statutory provision, as amended or re-enacted.
1.2.2 any phrase introduced by the terms including, include, in particular or any similar expression shall be construed as illustrative and shall not limit the sense of the words preceding those terms.
a reference to writing or written includes emails but not faxes.

2 BASIS OF CONTRACT

2.1 These Conditions apply to the Contract to the exclusion of any other terms that the Customer seeks to impose or incorporate, or which are implied by trade, custom, practice or course of dealing.
2.2 The Order constitutes an offer by the Customer to purchase the Goods in accordance with these Conditions. The Customer is responsible for ensuring that the terms of the Order and any applicable Specification submitted by the Customer are complete and accurate.
2.3 The Order shall be deemed to be accepted by the Supplier on the earlier of:
2.3.1 the date upon which the Supplier commences any work in relation to the Customer's order for Bespoke Goods (including, without limitation any drawing or preparation of manufacturing documents) or MTO Goods; 2.3.2 the date upon which the Supplier issues an Acknowledgment and, if requested by the Supplier, the Customer has paid in cleared funds the Deposit at which point the Contract shall come into existence. The Supplier may accept or reject an Order at its discretion at any time prior to acceptance.
2.4 The Customer waives any right it might otherwise have to rely on any term endorsed upon, delivered with or contained in any documents of the Customer that is inconsistent with these Conditions.
2.5 Any samples, drawings, descriptive matter or advertising produced by the Supplier (other than Approval Drawings) and any descriptions or illustrations contained in the Supplier's catalogues or brochures are produced for the sole purpose of giving an approximate idea of the Goods referred to in them. They shall not form part of the Contract nor have any contractual force.
2.6 A quotation for the Goods given by the Supplier is an invitation to treat only and shall not constitute an offer and are incapable of being accepted by the Customer. A quotation shall only be valid for a period of 14 days from its date of issue unless otherwise stated.

3 GOODS AND CANCELLATION

3.1 The Goods are described in the Supplier's catalogue as modified by any applicable Specification.
3.2 Where Goods are manufactured to a Customer's Specification, the Customer takes full responsibility for that Specification and any related plans and drawings made by the Supplier based upon that Specification which are accepted by the Customer prior to manufacture of the Goods.
3.3 To the extent that the Goods are to be manufactured in accordance with a Specification supplied by the Customer, the Customer shall indemnify the Supplier against all liabilities, costs, expenses, damages and losses (including any direct, indirect or consequential losses, loss of profit, loss of reputation and all interest, penalties and legal and other reasonable professional costs and expenses) suffered or incurred by the Supplier in connection with any claim made against the Supplier for actual or alleged infringement of a third party's intellectual property rights arising out of or in connection with the Supplier's use of the Specification. This clause 3.3 shall survive termination of the Contract.
3.4 The Supplier reserves the right to amend the Specification of the Goods if required by any applicable statutory or regulatory requirements.
3.5 The Supplier retains all intellectual property rights in all drawings (including, without limitation, Approval Drawings), designs and plans prepared in connection with the Goods and in the design of the Goods themselves.

4 DELIVERY

4.1 The Supplier shall ensure that each delivery of the Goods is accompanied by a delivery note that shows the date of the Order, all relevant Customer and Supplier reference numbers, the type and quantity of the Goods (including the code number of the Goods, where applicable), the number of pallets used in packing the Goods special storage instructions (if any).
4.2 If the Supplier requires the Customer to return any packaging materials to the Supplier, including pallets, this shall be stated on the delivery note or notified to the Customer in writing. Returns of packaging material by the Customer in accordance with this clause 4.2 shall be at the Supplier's expense. Where the Customer is required to return any packaging materials these must be returned to the Supplier within 8 weeks of delivery. Packaging materials which are not returned by the Customer to the Supplier shall be disposed of by the Customer responsibly and in accordance with all applicable regulations regarding waste disposal.
4.3 Where packaging materials are to be collected by the Supplier, the Customer shall make any such packaging materials available for collection at such times as the Supplier shall reasonably request. The Supplier shall be responsible for the costs of collecting packaging materials save where the Supplier is required to collect packaging materials left at a location other than the delivery address stated on the delivery note in which case the Customer shall be responsible for the costs of collection.
4.4 The Supplier may deliver the Goods by separate instalments and, save where Goods are delivered in separate instalments but all relate to the same Order, each separate instalment shall be treated as a separate contract and shall be invoiced and paid for separately. Any delay in delivery or defect in an

instalment shall not entitle the Customer to cancel any other instalment.

4.5 Any costs of delivery payable by the Customer shall be set out in the Acknowledgment and the Supplier has the right to pass on to the Customer any unforeseen additional costs they incur in delivering the Goods.
4.6 The Supplier shall deliver the Goods to the Delivery Location at any time after the Supplier notifies the Customer that the Goods are ready. Any changes to the delivery address must be notified to the Supplier at least two weeks prior to the scheduled delivery date and the Supplier reserves the right to charge additional delivery costs if the delivery address is changed at any time after the Order is accepted or the original address provided by the Customer is incorrect.
4.7 Delivery is completed on the completion of unloading of the Goods at the Delivery Location.
4.8 Any times and dates quoted for delivery are approximate only, and the time of delivery is not of the essence. The Supplier shall not be liable for any delay in delivery of the Goods that is caused by a Force Majeure Event or the Customer's failure (i) to make the Delivery Location available (ii) to provide the Supplier with adequate delivery instructions or any other instructions that are relevant to the supply of the Goods, or (iii) to prepare the Delivery Location as required for the Goods.
4.9 If the Supplier fails to deliver the Goods in their entirety, its liability shall be limited to the actual cost incurred by the Customer in obtaining replacement goods of similar description and quality in the cheapest market available, less the price of the Goods. The Supplier shall have no liability for any failure to deliver the Goods to the extent that such failure is caused by a Force Majeure Event or the Customer's failure to provide the Supplier with adequate delivery instructions or any other instructions that are relevant to the supply of the Goods.
4.10 It is the Customer's responsibility to check that all Goods have been delivered and to notify the Supplier within three Business Days if any Goods have not been delivered. If the Supplier delivers some but not all of the Goods which are due to be delivered in any instalment or delivery the Customer may not reject them or cancel the order, but shall notify the Supplier in accordance with this clause and on receipt of such notice from the Customer, the Supplier shall deliver the missing Goods within a reasonable time. If the Supplier is unable to do this, a pro rata adjustment shall be made to the Order invoice. Where the Supplier has delivered Goods in excess of those stated on the Order, the Supplier shall have a reasonable time within which to collect the Goods and the Customer shall store the excess Goods safely until they are collected.
4.11 The Customer is advised not to make any arrangements for the installation for the Goods until the Goods have been delivered and the Customer is satisfied that the Goods have been delivered in full. The Supplier shall not be responsible for any costs or expenses incurred by the Customer in relation to the installation or planned installation of the Goods.
4.12 If the Customer fails to take delivery of or collect the Goods within three Business Days of the Supplier notifying the Customer that the Goods are ready, then, except where such failure or delay is caused by a Force Majeure Event or the Supplier's failure to comply with its obligations under the Contract:
4.12.1 delivery of the Goods shall be deemed to have been completed at 9.00 am on the third Business Day after the day on which the Supplier notified the Customer that the Goods were ready; and
4.12.2 the Supplier shall store the Goods at the Customer's risk until delivery takes place, and charge the Customer for all related costs and expenses (including insurance).
4.13 If ten Business Days after the day on which the Supplier notified the Customer that the Goods were ready for delivery or collection the Customer has not taken delivery of them or collected them, the Order shall be treated as cancelled and the Supplier may resell or otherwise dispose of part or all of the Goods and may charge the Customer for any re-stocking fee (in the case of standard stock products), retain any Deposit paid by the Customer in relation to Bespoke Goods or charge a Cancellation Fee in accordance with clause 5.1.
In relation to Goods sold by the Supplier to any Customer for delivery outside England, mainland Scotland and Wales shipping and insurance shall be payable by the Customer unless otherwise agreed with the Supplier. The Customer shall be responsible, at its own expense for obtaining any licence and complying with any export regulations in force within the UK and any country to which the Goods are to be delivered.

5 CANCELLATION

5.1 If following the acceptance of the Order under clause 2.3, the Customer wishes to cancel the Order then the Customer must give Supplier at least five Business Days' written notice, if the Order relates to Bespoke Goods or MTO Goods and the Supplier has commenced work on the Order (including time spent upon drawings and designs) then the Supplier is entitled to retain any Deposit to cover the costs incurred and, if no Deposit has been paid, is entitled to charge the Customer a Cancellation Fee which shall be invoiced to the Customer following the date of cancellation.
5.2 Should the Customer cancel or return an Order for or fail to take delivery of standard stock items, the Supplier reserves the right to charge a restocking fee which will be an amount equivalent to 20% of the price payable by the Customer in respect of the returned Goods or cancelled Order.
5.3 Where Goods are delivered in instalments, each instalment shall be a separate contract and cancellation of any one contract relating to an instalment shall not entitle the Customer to repudiate or cancel any other contract or instalment.

6 QUALITY

6.1 The Supplier warrants that on delivery, and for a period of 12 months from the date of delivery ("warranty period"), the Goods shall:
6.1.1 conform in all material respects with their description and any applicable Specification; and
6.1.2 be free from material defects in design, material and workmanship; and
6.1.3 be of satisfactory quality (within the meaning of the Sale of Goods Act 1979); and
6.1.4 be fit for any purpose held out by the Supplier.
6.2 Subject to clause 6.3, if:
6.2.1 the Customer gives notice in writing to the Supplier within three Business Days of discovery that some or all of the Goods do not comply with the warranty set out in clause 6.1;
6.2.2 provides to the Supplier a valid proof of purchase for the Goods;
6.2.3 the Supplier is given a reasonable opportunity of examining such Goods; and
6.2.4 the Customer (if asked to do so by the Supplier) returns such Goods to the Supplier's place of business at the Customer's cost, the Supplier shall, at its option, repair or replace the defective Goods, or refund the price of the defective Goods in full. The warranty set out in clause 6.1 is not transferable other than from a Customer to an End-User when the Goods are also transferred to that End-User.
6.3 The Supplier shall not be liable for the Goods failure to comply with the warranty set out in clause 6.1 in any of the following events:
6.3.1 the Customer makes any further use of such Goods after giving notice in accordance with clause 6.2;
6.3.2 the defect arises because the Customer failed to follow the Supplier's oral or written instructions as to the storage, commissioning, installation, use and maintenance of the Goods or (if there are none) good trade practice regarding the same;
6.3.3 the defect arises as a result of the Supplier following any drawing, design or Specification supplied by the Customer and agreed by the Supplier with the Customer;
6.3.4 the Customer alters or repairs such Goods without the written consent of the Supplier;
6.3.5 the defect arises as a result of fair wear and tear, wilful damage, negligence, or abnormal storage or working conditions; or
6.3.6 the Goods differ from their description as a result of changes made to ensure they comply with applicable statutory or regulatory requirements.
6.4 Except as provided in this clause 6, the Supplier shall have no liability to the Customer in respect of the Goods' failure to comply with the warranty set out in clause 6.1.
6.5 The terms implied by sections 13 to 15 of the Sale of Goods Act 1979 are, to the fullest extent permitted by law, excluded from the Contract.

7 TITLE AND RISK

7.1 The risk in the Goods shall pass to the Customer on completion of delivery or deemed completion of delivery under clause 4.12.1, or on the date when the Supplier confirms to the Customer that the Goods are ready for collection.
7.2 Title to the Goods shall not pass to the Customer until the earlier of:
7.2.1 the Supplier receiving payment in full (in cash or cleared funds) for the Goods and any other goods that the Supplier has supplied to the Customer in respect of which payment has become due, in

which case title to the 7.2 Goods shall pass at the time of payment of all such sums; and 7.2.2 the Customer resells the Goods, in which case title to the Goods shall pass to the Customer at the time specified in clause 7.4.

7.3 Until title to the Goods has passed to the Customer, the Customer shall:

7.3.1 store the Goods separately from all other goods held by the Customer so that they remain readily identifiable as the Supplier's property;

7.3.2 not remove, deface or obscure any identifying mark or packaging on or relating to the Goods;

7.3.3 maintain the Goods in satisfactory condition and keep them insured against all risks for their full price from the date of delivery;

7.3.4 notify the Supplier immediately if it becomes subject to any of the events listed in clauses 9.1.2 to 9.1.5; and

7.3.5 give the Supplier such information relating to the Goods as the Supplier may require from time to time; and

7.3.6 on reasonable notice permit the Supplier to inspect the Goods during the Customer's normal business hours.

7.4 Subject to clause 7.5, the Customer may resell or use the Goods in the ordinary course of its business (but not otherwise) until such time as it becomes aware or ought reasonably to have become aware than an event specified in clauses 9.1.2 to 9.1.5 has occurred or is likely to occur before the Supplier receives payment for the Goods. However, if the Customer resells the Goods before that time:

7.4.1 it does so as principal and not as the Supplier's agent; and

7.4.2 title to the Goods shall pass from the Supplier to the Customer immediately before the time at which resale by the Customer occurs.

7.5 If before title to the Goods passes to the Customer the Customer becomes subject to any of the events listed in clause 9.1.2 to 9.1.5, then, without limiting any other right or remedy the Supplier may have:

7.5.1 the Customer's right to resell the Goods or use them in the ordinary course of its business ceases immediately; and

7.5.2 the Supplier may at any time:

7.5.2.1 require the Customer to deliver up all Goods in its possession that have not been resold, or irrevocably incorporated into another product; and

7.5.2.2 if the Customer fails to do so promptly, enter any premises of the Customer or of any End User where the Goods are stored in order to recover them.

7.6 In relation to Goods sold by the Supplier to Customers outside England, mainland Scotland and Wales, risk in the Goods shall pass to the Customer at the point at which the Goods leave the Supplier's premises.

8 PRICE AND PAYMENT

8.1 The price of the Goods and any Deposit payable shall be the price set out in the Supplier's quotation and confirmed in the Acknowledgment.

8.2 The Supplier may, by giving notice to the Customer at any time before delivery, increase the price of the Goods to reflect any increase in the cost of the Goods that is due to:

8.2.1 any factor beyond the Supplier's control (including foreign exchange fluctuations, increases in taxes and duties, and increases in labour, materials and other manufacturing costs);

8.2.2 any request by the Customer to change the delivery date(s), Delivery Location, quantities or types of Goods ordered, or the Specification; or

8.2.3 any delay caused by any instructions of the Customer or failure of the Customer to give the Supplier adequate or accurate information or instructions.

8.3 The price of the Goods:

8.3.1 excludes amounts in respect of value added tax (VAT), which the Customer shall additionally be liable to pay to the Supplier at the prevailing rate, subject to the receipt of a valid VAT invoice; and

8.3.2 (unless otherwise stated in the Supplier's quotation or Acknowledgment), excludes the costs and charges of packaging, insurance and transport of the Goods, which shall be invoiced to the Customer.

8.4 The Supplier may at any time after the date of the Acknowledgment, invoice the Customer for the amount of the Deposit or the full price of the Goods.

8.5 The Customer must pay the invoice for the Deposit (or the full price if requested in the Acknowledgment as the case may be) in full and in cleared funds before delivery or collection of the Goods is permitted. If payment in full is not required prior to delivery or collection, the Supplier shall invoice the Customer for the Goods either:

8.5.1 if Goods are being delivered, once the Goods have been despatched to the Customer; or

8.5.2 in the case of Goods which are being collected, at any time after the date upon which the Customer has been notified that the Goods are ready for collection.

8.6 The Deposit shall be non-refundable and where Orders are cancelled or Goods returned or rejected by a Customer, the Deposit shall belong to the Supplier who shall be entitled to apply the Deposit against its costs of manufacturing the Goods. In the case of Bespoke Goods, where the full price has been paid in advance of delivery and the Customer cancels the order or fails to accept delivery of the Goods, then the price paid shall be non-refundable and the Supplier shall be entitled to apply the price paid against any costs it has incurred in relation to the manufacturing of the Goods or any other costs it has incurred in relation to the Order. In the case of Orders for MTO Goods and Bespoke Goods where a Deposit or the price has not been paid in advance, the Supplier shall be entitled to charge a Cancellation Fee if an Order is cancelled in accordance with clause 5.1.

8.7 The Customer shall pay the invoice for the price (or the balance of the price where a Deposit has been paid) in full and in cleared funds by the earlier of the date of delivery or collection, or by the date which is 30 Business Days after the date of the invoice or as otherwise stated in the Acknowledgment. Payment shall be made to the bank account nominated in writing by the Supplier. Time for payment is of the essence.

8.8 If the Customer fails to make any payment due to the Supplier under the Contract by the due date for payment, then the Customer shall pay interest on the overdue amount at the rate of 4% per annum above Barclays Bank PLC's base rate from time to time. Such interest shall accrue on a daily basis from the due date until actual payment of the overdue amount, whether before or after judgment. The Customer shall pay the interest together with the overdue amount. The Supplier shall also be entitled to charge an administration fee of 10% of the price for the Goods (excluding VAT) if payments are late or are not made.

8.9 The Customer shall pay all amounts due under the Contract in full without any set-off, counterclaim, deduction or withholding (except for any deduction or withholding required by law) from any amounts due to the Supplier or its Affiliates. The Supplier may at any time, without limiting any other rights or remedies it may have, set off any amount owing to it by the Customer against any amount payable by the Supplier to the Customer. 8.10 In the event of a dispute regarding part of an Order, then the Customer shall only be entitled to withhold payment of an amount which relates to the disputed part of the Order and shall be obliged to pay all other amounts due to the Supplier and its Affiliates.

9 TERMINATION

9.1 Without limiting its other rights or remedies, the Supplier may terminate this Contract with immediate effect by giving written notice to the Customer if:

9.1.1 the Customer commits a material breach of any term of the Contract and (if such a breach is remediable) fails to remedy that breach within 30 days of that party being notified in writing to do so; 9.1.2 the Customer takes any step or action in connection with its entering administration, provisional liquidation or any composition or arrangement with its creditors (other than in relation to a solvent restructuring), being wound up (whether voluntarily or by order of the court, unless for the purpose of a solvent restructuring), having a receiver appointed to any of its assets or ceasing to carry on business or, if the step or action is taken in another jurisdiction, in connection with any analogous procedure in the relevant jurisdiction;

9.1.3 the Customer suspends, threatens to suspend, ceases or threatens to cease to carry on all or a substantial part of its business;

9.1.4 the Customer's financial position deteriorates to such an extent that in the Supplier's opinion the Customer's capability to adequately fulfil its obligations under the Contract has been placed in jeopardy; or

9.1.5 the Supplier has reason to believe that the Customer's credit rating has deteriorated or an event has occurred in relation to a Customer or End User (if not the Customer), which may invalidate any credit insurance policy that the Supplier may have taken out in respect of the Customer.

9.2 Without limiting its other rights or remedies, the Supplier may suspend provision of the Goods

under the Contract or any other contract between the Customer and the Supplier if the Customer becomes subject to any of the events listed in clause 9.1.2 to clause 9.1.5, or the Supplier reasonably believes that the Customer is about to become subject to any of them, or if the Customer fails to pay any amount due under this Contract on the due date for payment.

9.3 Without limiting its other rights or remedies, the Supplier may terminate the Contract with immediate effect by giving written notice to the Customer if the Customer fails to pay any amount due under the Contract on the due date for payment.

9.4 On termination of the Contract for any reason the Customer shall immediately pay to the Supplier all of the Supplier's outstanding unpaid invoices and interest.

9.5 Termination of the Contract shall not affect any of the parties' rights and remedies that have accrued as at termination, including the right to claim damages in respect of any breach of this Contract that existed at or before the date of termination.

9.6 Any provision of the Contract that expressly or by implication is intended to come into or continue in force on or after termination shall remain in full force and effect.

10 LIMITATION OF LIABILITY

10.1 Nothing in these Conditions shall limit or exclude the Supplier's liability for:

10.1.1 death or personal injury caused by its negligence, or the negligence of its employees, agents or subcontractors (as applicable);

10.1.2 fraud or fraudulent misrepresentation;

10.1.3 breach of the terms implied by section 12 of the Sale of Goods Act 1979; or

10.1.4 defective products under the Consumer Protection Act 1987; or

10.1.5 any matter in respect of which it would be unlawful for the Supplier to exclude or restrict liability.

10.2 Subject to clause 10.1:

10.2.1 the Supplier shall under no circumstances whatsoever be liable to the Customer, whether in contract, tort (including negligence), breach of statutory duty, or otherwise, for any loss of profit, or any indirect or consequential loss arising under or in connection with the Contract; and 10.2.2 the Supplier's total liability to the Customer in respect of all other losses arising under or in connection with the Contract, whether in contract, tort (including negligence), breach of statutory duty, or otherwise, shall in no circumstances exceed £2,000,000 (two million pounds).

11 FORCE MAJEURE

Neither party shall be in breach of this Contract nor liable for delay in performing, or failure to perform, any of its obligations under this Contract if such delay or failure result from a Force Majeure Event. If the period of delay or non-performance continues for three months, the party not affected may terminate this Contract by giving 7 days' written notice to the affected party.

12 DATA PROTECTION

Both parties shall comply with their respective obligations under all applicable data protection legislation. The Customer shall indemnify and keep indemnified the Supplier against all losses, claims, damages, liabilities, fines, sanctions, interest, penalties, costs, charges, expenses, demands and legal and other professional costs arising out of or in connection with any breach by the Customer of its obligations under this clause 12.

13 GENERAL

13.1 Assignment and other dealings.

13.1.1 The Supplier may at any time assign, transfer, mortgage, charge, subcontract or deal in any other manner with all or any of its rights or obligations under the Contract.

13.1.2 The Customer may not assign, transfer, mortgage, charge, subcontract, declare a trust over or deal in any other manner with any or all of its rights or obligations under the Contract without the prior written consent of the Supplier.

13.2 Confidentiality.

13.2.1 Each party undertakes that it shall not at any time disclose to any person any confidential information concerning the business, affairs, customers, clients or suppliers of the other party or of any member of the group to which the other party belongs, or the designs, drawings, plans or Specifications of any Goods supplied by the Supplier except as permitted by clause 13.2.2. For the purposes of this clause, "group" means, in relation to a party, that party, any subsidiary or holding company from time to time of that party, and any subsidiary from time to time of a holding company of that party.

13.2.2 Each party may disclose the other party's confidential information:

13.2.2.1 to its employees, officers, representatives or advisers who need to know such information for the purposes of exercising the party's rights or carrying out its obligations under or in connection with this Agreement. Each party shall ensure that its employees, officers, representatives or advisers to whom it discloses the other party's confidential information comply with this clause 13.2; and 13.2.2.2 as may be required by law, a court of competent jurisdiction or any governmental or regulatory authority.

13.2.3 No party shall use any other party's confidential information for any purpose other than to exercise its rights and perform its obligations under or in connection with this Agreement.

13.3 Entire agreement.

13.3.1 This Contract constitutes the entire agreement between the parties and supersedes and extinguishes all previous agreements, promises, assurances, warranties, representations and understandings between them, whether written or oral, relating to its subject matter.

13.3.2 Each party agrees that it shall have no remedies in respect of any statement, representation, assurance or warranty (whether made innocently or negligently) that is not set out in this Agreement. Each party agrees that it shall have no claim for innocent or negligent misrepresentation or negligent misstatement based on any statement in this Agreement.

13.4 Variation. No variation of this Contract shall be effective unless it is in writing and signed by the parties (or their authorised representatives).

13.5 Waiver. No failure or delay by a party to exercise any right or remedy provided under the Contract or by law shall constitute a waiver of that or any other right or remedy, nor shall it prevent or restrict the further exercise of that or any other right or remedy. No single or partial exercise of such right or remedy shall prevent or restrict the further exercise of that or any other right or remedy.

13.6 Severance. If any provision or part-provision of the Contract is or becomes invalid, illegal or unenforceable, it shall be deemed modified to the minimum extent necessary to make it valid, legal and enforceable. If such modification is not possible, the relevant provision or part-provision shall be deemed deleted. Any modification to or deletion of a provision or part-provision under this clause shall not affect the validity and enforceability of the rest of the Contract.

13.7 Notices.

13.7.1 Any notice or other communication given to a party under or in connection with the Contract shall be in writing, addressed to that party at its registered office (if it is a company) or its principal place of business (in any other case) or such other address as that party may have specified to the other party in writing in accordance with this clause, and shall be delivered personally, sent by pre-paid first class post or other next working day delivery service, commercial courier, or email to the email address stated in the Order or Acknowledgment or otherwise notified to the other party.

13.7.2 A notice or other communication shall be deemed to have been received: if delivered personally, when left at the address referred to in clause 13.7.1; if sent by pre-paid first class post or other next working day delivery service, at 9.00 am on the second Business Day after posting; if delivered by commercial courier, on the date and at the time that the courier's delivery receipt is signed; or, if sent by email, one Business Day after transmission. 13.7.3 The provisions of this clause shall not apply to the service of any proceedings or other documents in any legal action.


13.8 Third party rights. No one other than a party to this Contract shall have any right to enforce any of its terms.

13.9 Governing law. The Contract, and any dispute or claim (including non-contractual disputes or claims) arising out of or in connection with it or its subject matter or formation, shall be governed by and construed in accordance with the law of England and Wales.

13.10 Jurisdiction. Each party irrevocably agrees that the courts of England and Wales shall have exclusive jurisdiction to settle any dispute or claim (including non-contractual disputes or claims) arising out of or in connection with this Contract or its subject matter or formation.

For more information visit iae.co.uk/terms-and-conditions





Our employees make the difference between IAE being a good, performing company and the industry leading company we are today. The dedication of our workforce has shaped who we are and enabled us to unlock areas of growth and sustainability that would have not otherwise been possible. We commit ourselves to creating a positive working environment so that everyone, irrespective of role, age, gender or years of service can be proud to work for us from the offset. We want all of our employees to have a voice, be engaged with their work and to learn about the culture of IAE so that our values will unite as one.

In recent years we have realised that the finest talent comes from within. Our comprehensive Apprenticeship scheme allows us to attract and nurture our next generation of success. The scheme has been designed to equip our apprentices with all of the education and skills they require to complete their role whilst also giving them the confidence to excel both in and out of the workplace.

T:+44(0)1782 339320
F:+44(0)1782 339322
sales@iae.co.uk
Mossfield Road, Adderley Green, Longton,
Stoke-on-Trent, ST3 5BW
www.iae.co.uk



IAE reserve the right to alter design and specification without prior notice