



FENCING
by IAE



SHELTERS
by IAE



FENCING AND SHELTERS



IAE®

ABOUT

IAE Fencing is part of the F. Klucznik & Son Ltd group of companies which also includes IAE Agricultural, manufacturers of livestock equipment; IAE Equestrian, manufacturers of internal stabling and Centrewire Ltd, suppliers of specialist steel and timber gates for public rights of way.

Established since 1969 it is an independent, privately owned organisation. With a turnover in excess of £40million, it is respected within all of its business sectors and its products can be found throughout the United Kingdom along with European and other worldwide destinations.

Today, IAE operate from a 36 acre purpose built, environmentally conscious site in Stoke-on-Trent, Staffordshire, which is geographically positioned for easy access to all major road links.

Our business ethos has always been to offer goods and services of the highest quality, utilising the latest technology. Listening to the invaluable feedback from our customers has helped us to continue to improve our products and serve you, our customer.

Thank you.



DISCUSS ▶ DESIGN ▶ DELIVER

Through years of working with Architects, Specifiers, Local Government & Contractors IAE have gained a reputation for unparalleled service. A highly skilled Sales Team and Technical Drawing Department allows us to advise on the most efficient way to get a project off the drawing board and into production.

LATEST TECHNOLOGY

IAE has built an unrivalled reputation for quality. Continual investment in the very latest technology ensures that we remain efficient and competitive.

Laser cutting, robotic welding and some of the most modern folding and bending machines allow IAE to offer a range of products and degree of precision that is unprecedented in our field.

These modern working practices coupled with human expertise and innovative designs keep us at the forefront of the industry.



HOT DIP GALVANISING

After manufacture, when required IAE's products are galvanised at our in-house facility. Carried out to the latest standard BS EN ISO 1461, this ensures a long and durable life.



POWDER COATING

IAE products can be further enhanced by polyester powder coating. Available in a range of colours applied in accordance with BS 1722 Pt. 16.



SPECIALS

Whether highly decorative or complex and functional IAE have the experience, ability and resources to manufacture all manner of bespoke designs.



STOCK

IAE hold the UK's largest stocks of standard mesh and railing systems. We also carry a comprehensive range of cycle shelters, recycled plastic street furniture and crash barrier products.



DELIVERY

Deliveries are carried out by our own fleet of modern satellite tracked vehicles, all of which have off-loading facilities. IAE's transport department understand the importance of punctual deliveries and work with our customers to ensure that every effort is made to fulfil realistic requests.



CONTENTS

RAILINGS

Vertical Bar	6-7
Bowtop	8-9
Roundex®	10-11
Diamex®	12-13
Estate Fencing	14-15
Standard Ornate	16-17
Playspec®	18-19
Prosafe®	20-21
Pedestrian Guardrail	22-23
Barriers	24
Knee Rail	24
Temporary Gates	25
DOT Gates	25
Field Gates	25
Gates	26-27
Specials	94-95

MESH SYSTEMS

Vmex®	30-31
Zebex®	32-33
Fortex®	34-35
Fortex® Beam	36-37
Duex® Perimeter	38-39
Duex® Wave	40-41
Gridex™	42-43

ARCHITECTURAL SCREENING

Perforated Screening	46-47
Louvex®	46-47
RCP Screen V1	48-49
RCP Screen H1	48
RCP Screen H2	49

SPORTS MESH

Duex® Sports 868 Rebound	52-53
Duex® Spectator Rail	54
Dug Outs	55
Duex® Sports Options	56-57
Top Shots Ballcourts	58-59

SHELTERS

Cycle Shelters	62-65
Stands and Racks	66
Banbury	67-69
Smoking Shelters	70-72
Waiting Shelters	70-72
Accessories	73
Bollards	74-75
Recycled Plastics	76-77

INDUSTRIAL FIT OUT

Edge Protection	80-81
Loading Bay Protection	82-83
Protection Bollards	84-85
Internal Fit Out	86-87
Off Highway Crash Barrier	88-89
PlasProtek™	90
Vehicle Wash Bays	91
Acoustic Barrier Posts	91
X-Clamp	92-93



**LOST
KINGDOM**



RAILINGS

Vertical Bar.....	6-7
Bow Top.....	8-9
Roundex®.....	10-11
Diamex®.....	12-13
Estate Fencing.....	14-15
Standard Ornate.....	16-17
Playspec®.....	18-19
Prosafe®.....	20-21
Pedestrian Guardrail.....	22-23
Barriers/Knee Rails.....	24
Temporary Gates.....	25
DOT Gates/Field Gates.....	25
Gates.....	26-27
Specials.....	94-95

MESH..... 28
SYSTEMS

ARCHITECTURAL..... 44
SCREENING

SPORTS..... 50
MESH

SHELTERS..... 60

INDUSTRIAL..... 78
FIT OUT

Vertical Bar



“Traditional, solid boundary fence”

Features:

- ▶ Compliant with BS 1722 Pt. 9
- ▶ Available from stock 1800mm
- ▶ Security fixings
- ▶ Stepping cleats
- ▶ Bespoke options available
- ▶ Hot Dip Galvanised to BS EN ISO 1461
- ▶ Polyester Powder Coating (optional)

Suitable for:

- ▶ Schools, Colleges & Universities
- ▶ Industrial Estates
- ▶ Retail Parks
- ▶ Parks and Open Spaces

IAE Vertical bar railings are strong and durable, hot dip galvanising ensures this fence will offer long lasting security and excellent value for money over its lifetime. Vertical bar is manufactured to BS 1722 Pt. 9 as standard but can be customised to create a more individual appearance. Options include a variety of bar tops or decorative finials. IAE can also help create bespoke designs, often working with architects and clients on specific projects.

1800mm high blunt top railings can be supplied directly from stock, with other heights available on a made to order basis. Pedestrian and vehicular gates are also manufactured to match any vertical bar design.





Vertical Bar Specification Guidelines (BS 1722 Pt. 9)

PANELS

Heights	Up to 2400mm (1800mm high held in stock)
Bar Diameter	12, 16, 20 or 22mm according to height
Bar Centres	12 & 16mm @ 112mm ctrs / 20 & 22mm @ 120mm ctrs
Panel Width	2720mm

POSTS

Post Size	102 x 44 RSJ (or box section alternative)
Post Centres	2750mm

FINISH

Hot Dip Galvanised to BS EN ISO 1461 (as standard).
Additional Polyester Powder Coating to BS 1722 Pt.16 if required.



Polyester Powder Coating is available in a range of colours.

BAR OPTIONS



SPIKED TOP

TURRET TOP

CRANKED TOP



FINIAL OPTIONS

With the addition of one of IAE's range of finials Vertical Bar can be further enhanced to become an extremely attractive feature fence. Other standard designs are available and finials can also be manufactured to match your own design if necessary.



BIGGIN

BIRCHALL

BUTTERTON

CARLTON

CHURNET

DRAYCOTT

FROGHALL

HAWKSWORTH

RAMSHAW

ROSTON

WETLEY

WHISTON

Bow Top

“Classic, versatile
fencing solution”

IAE manufacture a comprehensive range of bow top fencing. From a cost effective single bow to our more elaborate designs we have a fence to suit every environment.

Standard bow top is supplied from stock in a range of heights, with pedestrian gates also available 'off the shelf' to suit our 12mm bar fences.

Other heights and designs are available on a made to order basis with matching pedestrian and vehicular gates.

Features:

- ▶ Compliant with BS 1722 Pt. 9
- ▶ Various heights available from stock
- ▶ Stepping cleats
- ▶ Security fixings
- ▶ Range of standard feature designs available
- ▶ Hot Dip Galvanised to BS EN ISO 1461
- ▶ Polyester Powder Coating (optional)

Suitable for:

- ▶ Schools, Colleges & Universities
- ▶ Housing Estates
- ▶ Retail Parks
- ▶ Parks and Open Spaces



Bow Top Specification Guidelines (BS 1722 Pt. 9)

PANELS

Heights	Up to 2000mm (900*, 1000*, 1200* & 1800mm*)
Bar Diameter	12, 16 or 20mm according to height
Bar Centres	12 & 16mm @ 112mm ctrs / 20mm @ 120mm ctrs
Panel Width	2720mm

*Held in Stock

POSTS

Post Size	Up to 1200mm – 50 x 50 SHS Over 1600mm – 102 x 44 RSJ (or box section alternative)
Post Centres	50 x 50 SHS 2800mm 102 x 44 RSJ 2750mm



FINISH

Hot Dip Galvanised to BS EN ISO 1461 (as standard).
Additional Polyester Powder Coating to BS 1722 Pt.16 if required.



Polyester Powder Coating is available in a range of colours.

Allowing for steps of
0-16mm & 56 - 72mm



BOW TOP OPTIONS

Hollington Bow Top

Interlaced Bow Top

Blythe Bow Top

Tittesworth Bow Top



Roundex®



Features:

- ▶ Light and strong tubular infill
- ▶ Welded construction in line with BS 1722 Pt. 9
- ▶ Stepping cleats
- ▶ Security fixings
- ▶ Hot Dip Galvanised to BS EN ISO 1461
- ▶ Polyester Powder Coating (optional)

Suitable for:

- ▶ Schools, Colleges & Universities
- ▶ Industrial Estates
- ▶ Retail Parks

"Strong, durable tubular railing"

IAE Roundex® is a strong, durable cost effective railing system. Tubular steel verticals set at a maximum 100mm gap are welded to flat bar horizontal rails, making these panels light and easy to handle whilst retaining the strength expected from steel railings. Panels are supported by 102 x 44 RSJ posts and the system benefits from special extended stepping cleats and security fixings.

Roundex® fencing is available in a range of standard heights with matching pedestrian and vehicular gates.

If budget is a priority, there's no need to compromise on quality, IAE Roundex® 'fits the bill'.

Roundex® Standard Specification

PANELS

Heights	1800, 2000, 2400, 3000*mm
Verticals	25 x 2 CHS
Bar Spacing	122mm ctrs

*3000mm High Fence has a third horizontal rail

POSTS

Post Size	102 x 44 RSJ
Post Centres	2750mm





FINISH

Hot Dip Galvanised to BS EN ISO 1461 (as standard).
Additional Polyester Powder Coating to BS 1722 Pt.16 if required.



Polyester Powder Coating is available in a range of colours.

Special angle cleats allow panels to be stepped
0-35mm & 85-123mm on site



Roundex® Elite

IAE Roundex® Elite has hollow section verticals with forged tops which visually enhance the features of standard Roundex®, creating an appealing security fencing system. It is commonly specified for the front of premises to offer extra impact, with standard Roundex® used for the rest of the perimeter.

Gates can be made to order to suit either standard Roundex® or Roundex® Elite.

Diamex®



Features:

- ▶ Strong angle to view railing design
- ▶ Welded construction in line with BS 1722 Pt. 9
- ▶ Stepping cleats
- ▶ Security fixings
- ▶ Hot Dip Galvanised to BS EN ISO 1461
- ▶ Polyester Powder Coating (optional)

Suitable for:

- ▶ Schools, Colleges & Universities
- ▶ Industrial Estates
- ▶ Retail Parks

“Strong, secure and affordable”

IAE Diamex® is a strong tubular railing system suitable for most applications. Efficient modern manufacturing processes ensure that Diamex® is long lasting and affordable.

The panels have square hollow section verticals set angle to view with a maximum gap of 100mm. Setting the vertical bars angle to view or on the ‘diamond’ gives this security railing additional strength and sleek attractive lines. Heavy duty channel horizontal rails are supported by 102 x 44 RSJ posts with extended stepping cleats and security fixings.

Diamex® is available in a range of standard heights with matching pedestrian and vehicular gates.



Diamex® Standard Specification

PANELS

Heights	1800, 2000, 2400, 3000*mm
Verticals	25 x 25 RHS
Bar Spacing	127mm ctrs

*3000mm High Fence has a third horizontal rail

POSTS

Post Size	102 x 44 RSJ
Post Centres	2750mm

FINISH

Hot Dip Galvanised to BS EN ISO 1461 (as standard).
Additional Polyester Powder Coating to BS 1722 Pt.16 if required.



Polyester Powder Coating is available in a range of colours.



Dart

Special angle cleats allow panels to be stepped
0-35mm & 85-123mm on site



Deterrent

Diamex® Range

Two variations on the Diamex® system are available.

Diamex® Deterrent has bars and posts cranked making the fence extremely intimidating to the 'would be' intruder.

Diamex® Dart has a pressed steel spear to the top of each vertical, adding character and security.

Estate Fencing

"Classic and stylish"

During the Victorian age, Estate fencing was probably the most common fencing erected on country estates throughout Britain. The fence has the strength to contain cattle without being visually obtrusive on the landscape. In more recent years this classic, stylish fence has proved its versatility, being used on developments in urban areas as well as more traditional rural applications.

Standard Specification (BS 1722 Pt. 8)
Height: 1200mm high
Top Rail: 20mm Dia.
Lower Rails: 4 No. 25 x 6 Flat
Posts @ 1000mm ctrs
(Joiners 50 x 10 / Inters 40 x 10 Flat)

IAE ESTATE FENCING RANGE

Sterndale Continuous Bar is the most popular option, available from stock it is supplied loose in 5 metre lengths with wedges for fixing. Feature 76mm diameter end and corner posts are also available from stock.

Moorland Continuous Bar is a variation on Sterndale, also supplied loose in 5 metre lengths but with intermediate and joiner posts curved over at the top.


Dovedale Hurdle is similar to Sterndale in appearance but supplied as a 2 metre welded panel. Due to its welded construction, the Dovedale Hurdle is the only estate fencing that can be powder coated.

Features

- ▶ Manufactured in accordance with BS 1722 Pt. 8
- ▶ Hot Dip Galvanised to BS EN ISO 1461
- ▶ Available in "kit form" or welded panels

Suitable For

- ▶ Country Estates
- ▶ Parks and Open Spaces
- ▶ New Build Housing Developments



Sterndale Fencing



Moorland Fencing

Standard IAE designs come with a choice of ground fixings...



Devils Claw



Thrust Plate



Estate Gates

Single pedestrian gates are held in stock, vehicular and kissing gates are available on a made to order basis.

Bespoke gates can also be manufactured if required.



Tree Guards

IAE have two standard designs of tree guards available.

Consall Tree Guard

1200mm high x 1260mm diameter 5-rail design.

Longnor Tree Guard

1900mm high x 820/1060mm diameter flared top design.

Bespoke designs can also be manufactured if required.

Standard Ornate

“Adding character
and elegance”

IAE's standard range of ornate railings help enhance the character of an area with attractive distinctive features.



Brookhouse (Pictured below)

This variation on bow top gains character with the addition of a feature ring within the oversail of the bow. Brookhouse railings have proved popular in theme parks and new build residential or commercial developments.

Available in a range of heights from 1 to 2 metres with box section posts spaced at 2.8 metre centres.


Infill bars start at 12mm diameter and increase accordingly with the fence height.

Features:

- ▶ Attractive ornate designs
- ▶ Stepping cleats
- ▶ Security fixings
- ▶ Hot Dip Galvanised to BS EN ISO 1461
- ▶ Polyester Powder Coating (optional)

Suitable for:

- ▶ Playgrounds
- ▶ Theme Parks
- ▶ Parks
- ▶ New Build Residential or Commercial Areas





Blore

This ball top vertical rail fence is hugely popular, particularly in parks and housing developments. The ball provides a safety top, whilst also adding a distinguishing feature that sets it apart from the crowd. Standard heights are available from 1 to 2 metres. Box section posts, which also have a feature ball top are spaced at 2.8 metre centres. Bar size starts at 12mm diameter and increases accordingly with the fence height.

Denstone

The Denstone fence with its head turning flame effect finial is a real statement of elegance. Classical looks do not come at the expense of security, this robust fence is fabricated using 20mm solid square verticals welded to a flat horizontal rail. Box section posts have a feature top and are spaced at 2.82 metre centres. Two standard heights are available, either 1.8 or 2 metre but other heights can be manufactured on request.



Playspec®

“Perfect
for playgrounds”

IAE offer two standard designs of Playspec® Fencing, with either a bow or flat top. Both are designed to meet the requirements of BS EN 1176 Playground Equipment Specification, with gaps not exceeding 89mm and free from any neck entrapments.

Two heights are available from stock, either 1 or 1.2 metre, with a 12mm or 16mm diameter infill. Posts are 50 x 50 box section, set at 2.8 metre centres. Special panels manufactured in a non-standard length, curved or raked can also be produced to suit individual requirements.

IAE Playspec® is stocked in a hot dip galvanised finish but can be polyester powder coated to one of a comprehensive range of colours to suit a playground environment.

Features:

- ▶ Standard heights available from stock
- ▶ Compliant with BS EN 1176
- ▶ Security fixings
- ▶ Stepping cleats
- ▶ Hot Dip Galvanised to BS EN ISO 1461
- ▶ Polyester Powder Coating (optional)

Suitable for:

- ▶ Playgrounds
- ▶ Theme Parks
- ▶ Parks





Playspec® Standard Specification (available from stock)

PANELS

Height	1000mm & 1200mm
Diameter Infill	12mm & 16mm option for both heights
Bow Spacing	96mm
Panel Width	2720mm

POSTS

Post Size	50 x 50 SHS
Post Centres	2800mm

FINISH

Hot Dip Galvanised to BS EN ISO 1461 (as standard).
Additional Polyester Powder Coating to BS 1722 Pt.16 if required.



Polyester Powder Coating is available in a range of colours.



Playspec® has a reduced height bow to comply with neck trap regulations



Prosafe®

“Safe self-closing”

IAE's Prosafe® Hydraulic Self Closing Gate is manufactured to comply with BS EN 1176 Playground Equipment Specification, making it free from finger traps, crush points and shear actions that could cause injury.

The Prosafe® Gate has a built in hydraulic unit, which is fully shielded to prevent vandalism. This mechanism makes the IAE Prosafe® virtually impossible to slam shut and prevents it from bouncing back when pushed hard. It has an anti-trap mechanism and cannot swing beyond its stop point. The gate is adjustable and can be set to conform with ROSPA's recommendations.

Two heights are available from stock, either 1 or 1.2 metre. Gates are hot dip galvanised to BS EN ISO 1461 as standard and polyester powder coated yellow RAL 1021. Other colours are available on request.

Features:

- ▶ Available from stock
- ▶ Hydraulic self closing mechanism
- ▶ Anti-finger trap
- ▶ Controlled gate flow
- ▶ Easily adjustable
- ▶ Hot Dip Galvanised to BS EN ISO 1461
- ▶ Polyester Powder Coating (optional)

Suitable for:

- ▶ Playgrounds
- ▶ Theme Parks
- ▶ Parks



1021

Colour from



1. Integral anti-finger stop mechanism
2. Slam plate with rubber buffer
3. Concealed hydraulic unit
4. Posts nutserted to take IAE Playspec® fencing

FINISH

Hot Dip Galvanised to BS EN ISO 1461 (as standard).
Additional Polyester Powder Coating to BS 1722 Pt.16 if required.



Polyester Powder Coating is available in a range of colours.



Prosafe® Combination Gate

The Prosafe® double leaf combination gate is also available from stock. These gates measure 2780mm from centre to centre of post and allow both pedestrian and vehicular access. The pedestrian leaf is 1100mm wide and has a Prosafe® closer, whilst the larger leaf is manually operated and can be secured in the open and closed positions with a lockable drop-bolt.

Matching maintenance gates are also available on a made to order basis. These gates do not have a self-closing mechanism but come with a lockable drop-bolt and slide latch as standard.

Stock, others available on request

Pedestrian Guardrail



PG1

Features:

- ▶ PG1 & PG2 available from stock
- ▶ Compliant with BS 7818
- ▶ Hot Dip Galvanised to BS EN ISO 1461
- ▶ Polyester Powder Coating (optional)
- ▶ Base plated option

Suitable for:

- ▶ Roadsides and Junctions
- ▶ School Car Parks
- ▶ Spectator Barriers

"Pedestrian protection"

Designed to protect adults and children at road junctions and crossings. Pedestrian guardrails also make excellent boundary fences within school grounds, car parks or sporting facilities. Standard panels are 2 metres long and manufactured in compliance with BS 7818 with either 12 or 16mm diameter infill bars set at 110mm centres. Non-standard length, raked or curved panels can also be manufactured to suit special requirements.



Pedestrian Guardrail Specification

PANELS

Height	900mm actual panel (leg 1350mm o/all)
Panel infill	12mm PG Standard or 16mm PG-B
Bar Spacing	110mm
Panel Width	2000mm



FINISH

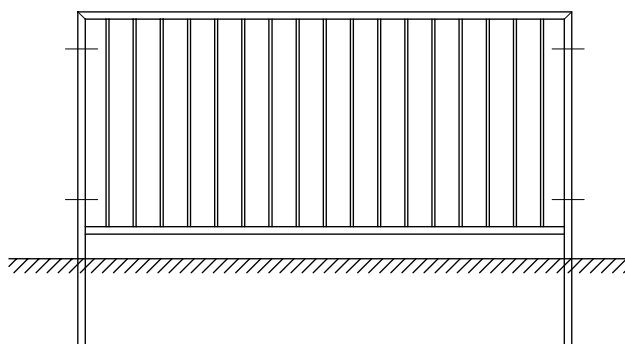
Hot Dip Galvanised to BS EN ISO 1461 (as standard).
Additional Polyester Powder Coating to BS 1722 Pt.16 if required.



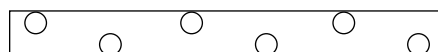
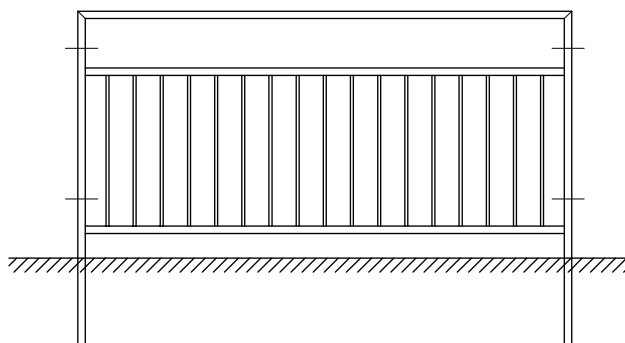
Polyester Powder Coating is available in a range of colours.

PG1 & PG2 panels are available from stock for a speedy delivery.


PG1 and PG 3



PG2 and PG4



PG3 & 4 have staggered infills



Optional Base Plate



PG4

Barriers

IAE manufacture a range of barrier gates, fabricated from heavy duty box section steel which is hot dip galvanised after manufacture. These are held in stock in standard widths as shown below.

The Padlock security box system is incorporated into the slam post thus allowing the barrier to be used either left or right handed.

Triangular Barrier



Padlock Box

GATE WIDTHS

Height	1100mm above G.Level
Lengths	3000mm, 3600mm, 4200mm

POSTS

Post Sizes Available	120 x 120mm Hang Post 120 x 120mm Slam Post c/w Pad Sec Box	150 x 150mm Hang Post 150 x 150mm Slam Post c/w Pad Sec Box
----------------------	--	--

Rectangular Barrier



Padlock Box

GATE WIDTHS

Height	1100mm above G.Level
Lengths	3600mm, 4200mm, 4800mm

Height Barrier (Made to Order)



Padlock Box

GATE WIDTHS

Height	2000mm above G.Level
Lengths	3000mm, 3600mm, 4200mm, 4800mm, 6100mm

POSTS

Post Sizes Available	150 x 150mm Hang Post 150 x 150mm Slam Post c/w Pad Sec Box
----------------------	--

Knee Rail

IAE supply a range of standard knee rail barriers, bespoke options can also be manufactured when necessary.



Temporary Gates



Standard Heights: 1700 & 2300mm
Standard Widths: 1200mm (SL), 5000, 6000 & 8000mm (DL)

IAE manufacture a range of standard size gate frames for use on construction sites. Basic 'no frills' design keeps cost low but the usual IAE high quality is maintained. All gates are hot dip galvanised, to ensure protection from corrosion meaning these gates can be removed when a site is complete and re-used on the next. Frames are supplied unclad for the contractor to add either mesh or hoarding timber as required.

Department Of Transport Gates



IAE manufacture the full range of Department of Transport gates to the highways specification details H17, H18, H19 and H20.

IAE are the UK's largest manufacturer of steel field gates, a full range of styles and sizes are available from stock.


Field Gates



Gates



IAE are expert gate manufacturers. Pedestrian, vehicular, swing or sliding gates can be manufactured to almost any design. These images show a selection of standard and special gates supplied for recent contracts.






Debris Fencing Panels for Formula E

We knew the deadline was going to be tight, but we also knew we would be able to achieve this, due to our modern factory facilities and technical expertise.

We had to manufacture and deliver in excess of 7000mtrs/1800 panels and posts. In total 42 full artic loads were delivered to site, over a 7 day period.





MESH SYSTEMS

Vmex®	30-31
Zebex®	32-33
Fortex®	34-35
Fortex® Beam	36-37
Duex® Perimeter	38-39
Duex® Wave	40-41
Gridex™	42-43

ARCHITECTURAL 44
SCREENING

SPORTS 50
MESH

SHELTERS 60

INDUSTRIAL 78
FIT OUT

Vmex[®]



6005

9005

Colours from

Features:

- ▶ Compliant to BS 1722 Pt. 14
- ▶ Available from stock
- ▶ Base-plated post option from stock
- ▶ M8 Security fixings
- ▶ Anti-climb shallow 'V' profile
- ▶ Choice of RAL colours available

Suitable for:

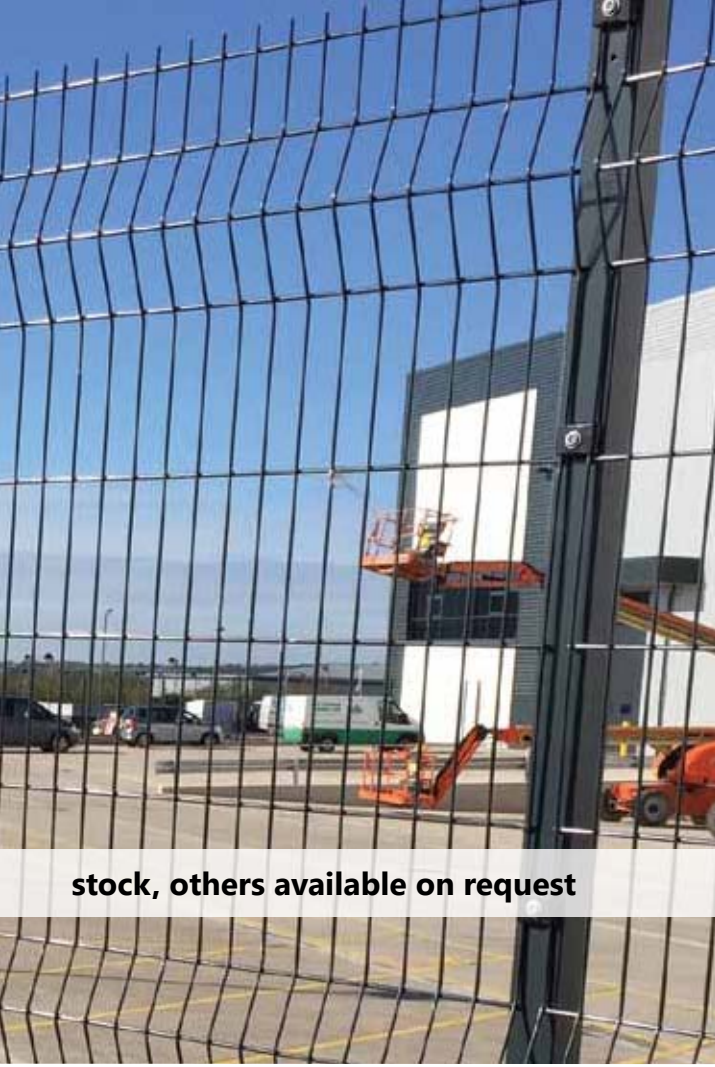
- ▶ Schools, Colleges & Universities
- ▶ Commercial Premises
- ▶ Industrial Units
- ▶ Solar Farms

"Cost effective perimeter fencing"

The Vmex[®] mesh system is IAE's most cost effective perimeter fence, providing a highly economical option for low to medium security applications. Despite its budget price point Vmex[®] still sports heavy gauge 6mm horizontal and 5mm vertical wires, forming mesh apertures of 200mm x 50mm. Three pressed beams provide rigidity, whilst the shallow nature of these 'V' beams prevents them being used as a climbing aid. Vertical wires are extended by 30mm forming a 'spiked' top to the panels further discouraging intruders from attempting to scale the fence.

Vmex[®] panels are supported by strong 60 x 60 steel box section posts, which are supplied with steel fixing clips & M8 security screws.





Vmex® Specification

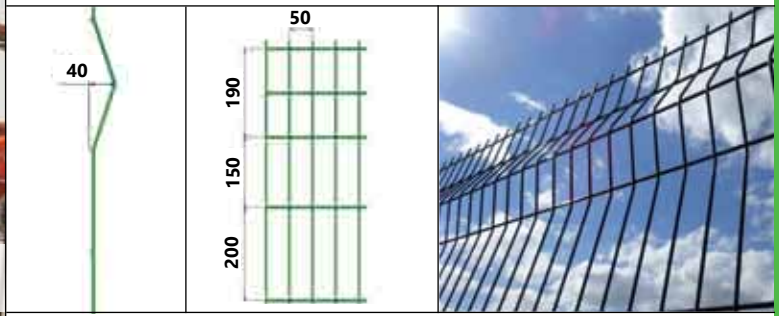
PANELS

Heights	1200, 1800, 2000, 2400 & 3000mm
Wire Diameter	5mm verticals & 6mm horizontals
Aperture Size	200 x 50mm
Panel Width	3005mm (1200 – 2400mm high), 2805mm (3000mm high)

POSTS

Post Size	60 x 60 SHS
Post Centres	3030mm (1200 – 2400mm high), 2830mm (3000mm high)

stock, others available on request



FINISH

Galvanised and Polyester Powder Coated to BS 1722 Pt. 16.

GATES


The IAE Vmex® system can be complimented with single or double leaf gates, some of which are held in stock for immediate delivery. A heavy duty pad-lockable sliding latch and drop bolts are fitted as standard with other locking options being available on request. Stock gate widths available are as follows.

	Single Pedestrian	Double Gate	Double Gate
Width (mm) between posts	1240	4270	6270
Post Size	80 x 80 SHS	120 x 120 SHS	120 x 120 SHS
Opening In	180°	180°	180°
Hand	L/H	N/A	N/A

*Other sizes available on a made to order basis



PLASTIC CAP **CLAMPING CLIP** **M8 SECURITY SCREW**



Zebex®

6005

9005

Colours from

Features:

- ▶ Compliant to BS 1722 Pt. 14
- ▶ Available from stock
- ▶ Base-plated post option from stock
- ▶ M8 Security fixings
- ▶ Anti-climb shallow 'V' profile
- ▶ Choice of RAL colours available

Suitable for:

- ▶ Distribution Centres
- ▶ School, Colleges & Universities
- ▶ Commercial Premises
- ▶ Industrial Units

"Style and security"

Zebex® is a strong, stylish fence, combining excellent aesthetic appeal with anti-climb properties.

The stylish stripe effect design combines 6mm (horizontal) and 4mm (vertical) wires to form narrow apertures 22mm – 40mm wide. Reducing the risk of both climbing and cutting. Three pressed beams provide rigidity, whilst the shallow nature of these 'V' beams prevents them from being used as a climbing aid. Zebex® panels are supported by strong 60 x 60 steel box section posts, which are supplied with steel fixing clips & M8 security screws.

An attractive design and inherent security properties mean that Zebex® is suitable for a wide range of perimeter applications.





Zebex® Specification

PANELS

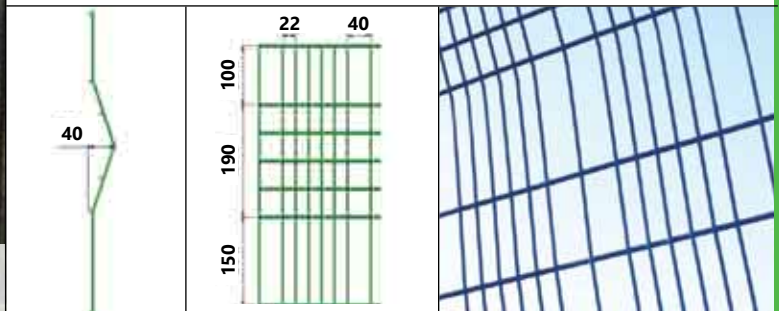
Heights	2000, 2400 & 3000mm*
Wire Diameter	4mm verticals & 6mm horizontals
Aperture Size	150 x 40mm / 150 x 22mm
Panel Width	3044mm

*Double lift system

POSTS

Post Size	60 x 60 SHS
Post Centres	3070mm

stock, others available on request



FINISH

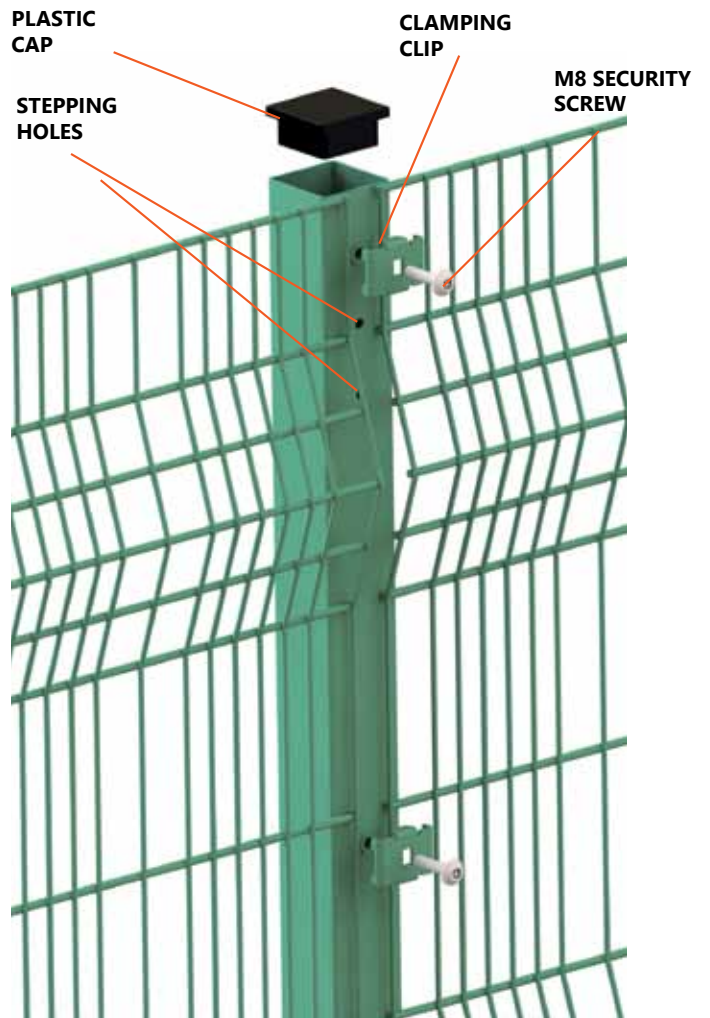
Galvanised and Polyester Powder Coated to BS 1722 Pt. 16.

GATES

The IAE Zebex® system can be complimented with single or double leaf gates, some of which are held in stock for immediate delivery. A heavy duty pad-lockable sliding latch and drop bolts are fitted as standard with other locking options being available on request. Stock gate widths available are as follows.

	Single Pedestrian	Double Gate	Double Gate
Width (mm) between posts	1240	4270	6270
Post Size	80 x 80 SHS	120 x 120 SHS	120 x 120 SHS
Opening In	180°	180°	180°
Hand	L/H	N/A	N/A

*Other sizes available on a made to order basis



Fortex®

“High level security mesh system”

Fortex® is a high security mesh fencing system with a dense configuration of 4mm diameter wires. Narrow apertures deny any potential foot and finger holds making Fortex® extremely difficult to climb whilst retaining excellent visibility through the fence. Panels are overlapped at each post and secured by a full length clamp bar, dome headed bolts & permacone security nuts. Panel heights can be supplied up to 5.2 metres with heights of 3 metres and above conforming to category 4 of BS 1722 Pt. 14.

Available from stock in a range of heights up to 3 metres, Fortex® is a formidable visible deterrent, suitable for any security conscious application.

Features:

- ▶ Compliant to BS 1722 Pt. 14
- ▶ Available from stock
- ▶ M8 Security fixings
- ▶ Anti-climb
- ▶ Choice of RAL colours available

Suitable for:

- ▶ Detention Centres
- ▶ Secure Units
- ▶ M.O.D. Bases
- ▶ Schools, Colleges & Universities
- ▶ Utility Installations



6005

Colour from



Fortex® Specification

PANELS

Heights	1270, 1800, 2000, 2135*, 2440*, 2700, 3000*, 3300, 4200, 5200mm
Wire Diameter	4mm verticals & 4mm horizontals
Aperture Size	76.2 x 12.7mm
Panel Width	2515mm

*Indicates system with accompanying post held in stock

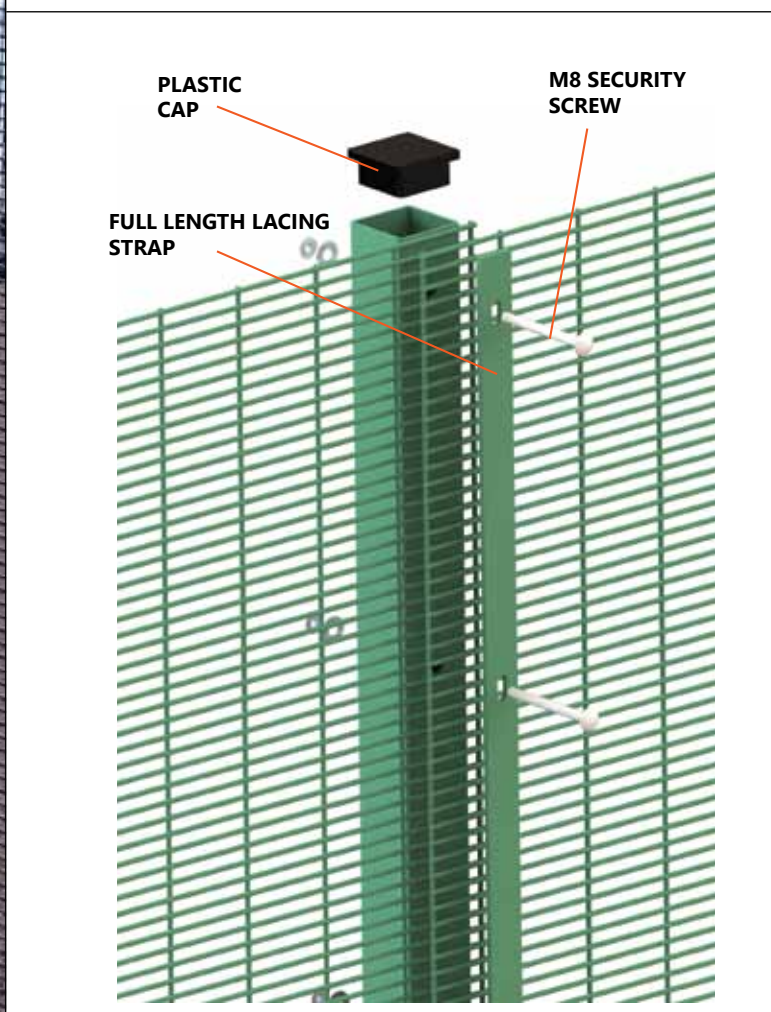
POSTS

Post Size	Up to 2440mm high 60 x 60 SHS (3000mm – 80 x 60 RHS)
Post Centres	2440mm



FINISH

Galvanised and Polyester Powder Coated to BS 1722 Pt. 16.



stock, others available on request

Fortex[®] Beam

6005

Colour from

Features:

- ▶ Compliant to BS 1722 Pt. 14
- ▶ Available from stock
- ▶ M8 Security fixings
- ▶ Anti-climb
- ▶ Choice of RAL colours available

Suitable for:

- ▶ Schools, Colleges & Universities
- ▶ Utility Installations
- ▶ Industrial & Commercial Premises

"Pressed security mesh system"

Fortex[®] Beam is a stylish variation on the 358 design. Pressed beams make the panels more rigid and easier to install, however these beams keep the IAE 'shallow' anti-climb profile minimizing any potential foothold. Panels are overlapped at each post with pressed beams notched out to allow a full length clamp bar, secured by dome headed bolts & permacone nuts.



Fortex® Beam Specification

PANELS


Heights	2440 & 3000mm
Wire Diameter	4mm verticals & 4mm horizontals
Aperture Size	76.2 x 12.7mm
Panel Width	2515mm

POSTS

Post Size	2440mm high 60 x 60 SHS, 3000mm high 80 x 60 RHS
Post Centres	2440mm

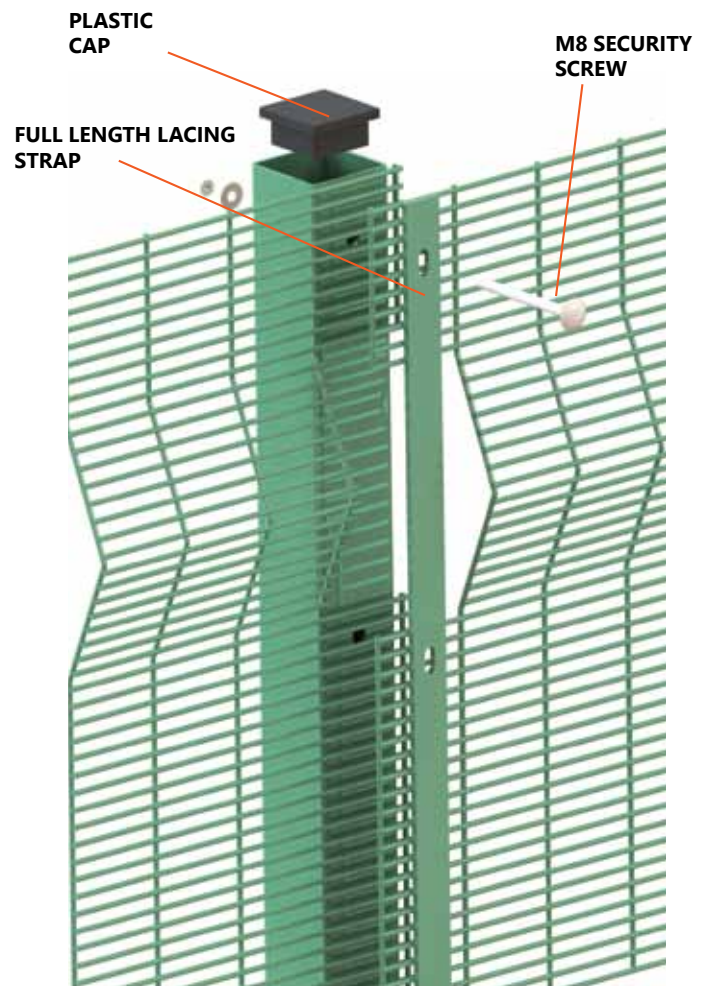


stock, others available on request



FINISH

Galvanised and Polyester Powder Coated to BS 1722 Pt. 16.



Duex[®] Perimeter

6005

9005

Colours from

Features:

- ▶ Compliant to BS 1722 Pt. 14
- ▶ Available from stock
- ▶ Base-plated post option from stock
- ▶ M8 Security fixings
- ▶ Rigid double wire design
- ▶ Choice of RAL colours available

Suitable for:

- ▶ Schools, Colleges & Universities
- ▶ Commercial Premises
- ▶ Industrial Units
- ▶ Theme Parks

"Rigid perimeter mesh system"

Duex[®] double wire mesh is traditionally used in a sports environment, but its rigid construction makes it equally as effective for perimeter protection and demarcation. The inherent strength within the panels is achieved by sandwiching a 6mm vertical wire between rows of twin 8mm horizontal wires spaced at 200mm intervals. This mesh configuration ensures that the panels offer a high resistance to vandalism.






Duex® Perimeter Specification

PANELS

Heights	1230, 1830, 2030, 2430, 3030mm
Wire Diameter	6mm verticals & twin 8mm horizontals
Aperture Size	200 x 50mm
Panel Width	2506mm

POSTS

Post Size	60 x 60 SHS
Post Centres	2530mm




stock, others available on request

FINISH

Galvanised and Polyester Powder Coated to BS 1722 Pt. 16.

Duex® panels are supported by strong 60 x 60 steel box section posts, which are supplied with steel fixing clips & M8 security screws. Where a lighter protection is acceptable or budget constraints are tighter Duex® is also available in a 6/5/6mm wire configuration.



Duex[®] Wave

“Attractive wave design”

This attractive mesh system creates an eye catching wave effect around a desired area. Ideal for play or nursery environments, the flowing design provides a refreshing alternative to standard low height mesh systems and also benefits from a rigid durable double wire configuration.

Security fixings and a full length clamp bar secure the mesh to strong box section posts ensuring that looks don't come at the expense of quality.

Features:

- ▶ Compliant to BS 1722 Pt. 14
- ▶ M8 Security fixings
- ▶ Rigid double wire design
- ▶ Choice of RAL colours available

Suitable for:

- ▶ Junior Schools & Nurseries
- ▶ Play Areas
- ▶ Garden and Amenity Areas

Polyester Powder Coating






Duex® Wave Specification

PANELS

Heights	1200mm (other available on request)
Wire Diameter	6mm verticals & twin 8mm horizontals
Aperture Size	200 x 50mm
Panel Width	2506mm

POSTS

Post Size	60 x 60 SHS
Post Centres	2520mm



FINISH

Galvanised and Polyester Powder Coated to BS 1722 Pt. 16.



available in a range of colours

Gridex™



“Sharp, strong and stylish”

Features:

- ▶ Forge welded
- ▶ Stepping cleats
- ▶ Security fixings
- ▶ Two configurations available
- ▶ Hot Dip Galvanised to BS EN ISO 1461
- ▶ Polyester Powder Coating (optional)

Suitable for:

- ▶ Car Parks
- ▶ Secure Compounds
- ▶ New Build Apartment Block Areas
- ▶ Office Blocks

Mesh systems don't come any more robust than IAE Gridex™. Forge welded architectural grating panels combine flat vertical and round horizontal steel bars. Available in two configurations, either standard Gridex™ 62 x 132 or Gridextra which has a denser 62 x 66 pattern.





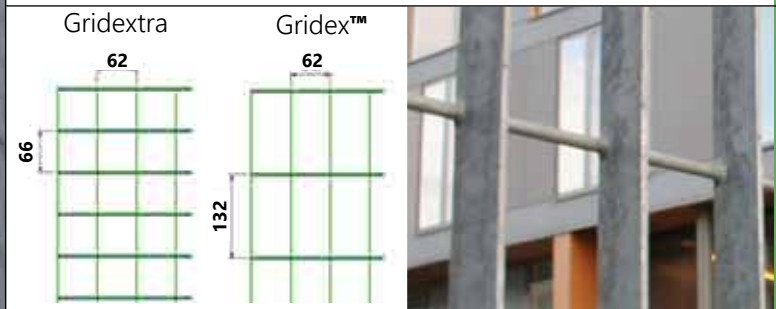
Gridex™ Specification

PANELS

Heights	Up to 2400mm in single lift
Flat Bar Vertical	25 x 3mm
Round Bar Horizontal	5mm
Aperture Size	Gridex™ 62 x 132 / Gridextra 62 x 66
Panel Width	1870mm

POSTS

Post Size	102 x 44 RSJ (or box section alternative)
Post Centres	2000mm



FINISH

Hot Dip Galvanised to BS EN ISO 1461 (as standard).
Additional Polyester Powder Coating to BS 1722 Pt.16 if required.

This highly versatile fence is ideal for a wide range of applications, cladding open areas of buildings that require ventilation such as car parks or simply used as a strong attractive boundary fence. RSJ or box section posts support the panels which are available in a range of heights.







ARCHITECTURAL SCREENING

Perforated Screening.....	46-47
Louvex®.....	46-47
RCP Screen - V1.....	48-49
RCP Screen - H1.....	48
RCP Screen - H2.....	49

SPORTS	50
MESH	

SHELTERS	60
-----------------------	-----------

INDUSTRIAL	78
FIT OUT	

Architectural Screening



Louvex®

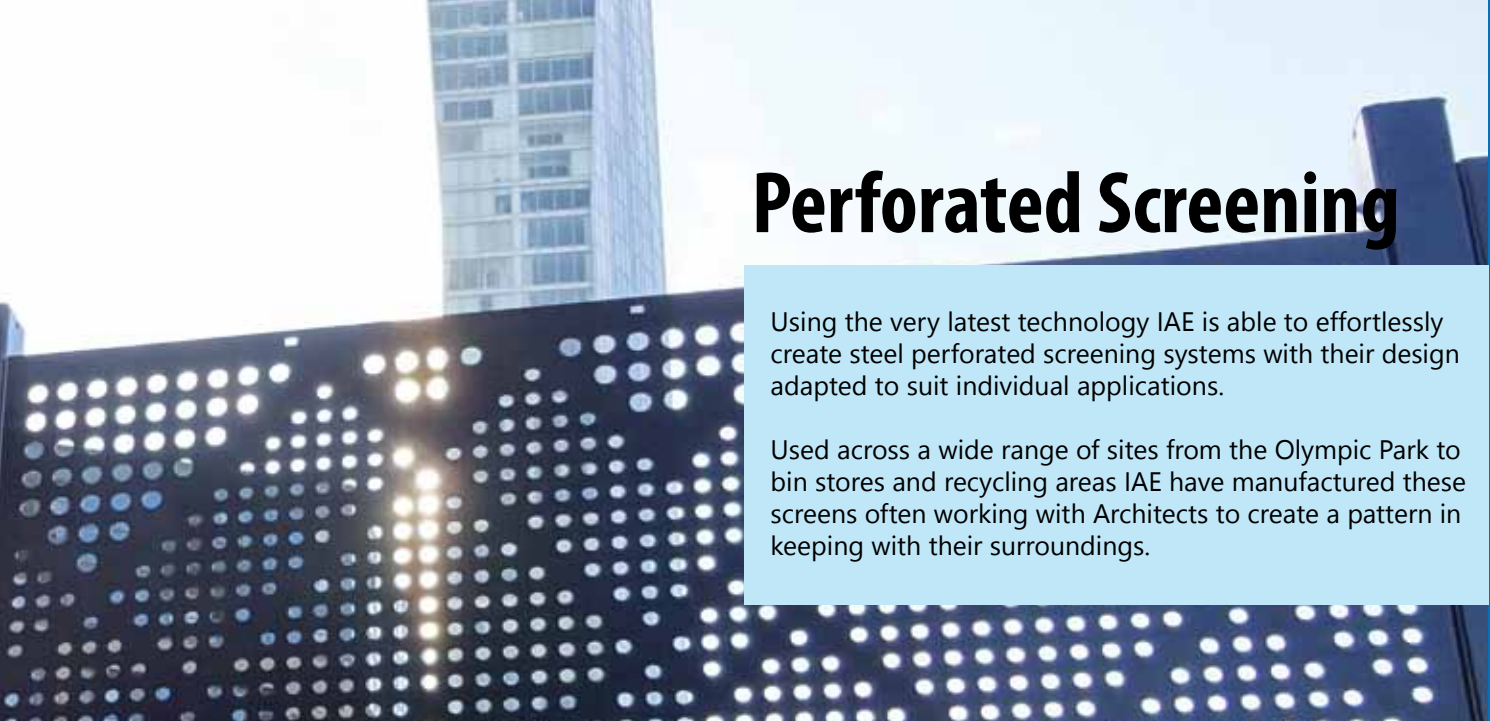
Providing privacy and security IAE Louvex® is a strong, stylish and modern architectural screen fencing system. Panels are made from mild steel, forge welded at every intersection in accordance with BS 4592 Part 1. A choice of visibility level is available, either a 100% screen (zero visibility) or 80% screen allowing 20% visibility.



Perforated Screening

Using the very latest technology IAE is able to effortlessly create steel perforated screening systems with their design adapted to suit individual applications.

Used across a wide range of sites from the Olympic Park to bin stores and recycling areas IAE have manufactured these screens often working with Architects to create a pattern in keeping with their surroundings.



Panels are supplied 2 metres wide and can be stacked in a modular fashion to achieve a range of heights. Panels can also be installed with vertical or horizontal louvres allowing freedom over the aesthetics.

If additional security is required, consider IAE Louvex® 'HD' 3 mm thick heavy duty corrugated louvres creating a super strong and robust security screen.



Architectural Screening



RCP Screen - H1 Acoustic Barrier

IAE H1 and H2 barriers are the perfect alternative to timber, manufactured in the UK from recycled plastic reinforced with recycled fibreglass. Recycled plastic beams are placed horizontally between steel posts to create either an outdoor acoustic barrier or indoor industrial partitioning system.

Features

- ▶ Quicker to install than timber
- ▶ Maintenance free
- ▶ Design life of 40 years
- ▶ Consistent acoustic performance
- ▶ Highly Durable
- ▶ UV Stabilised
- ▶ Fire rated class 3

Suitable For

- ▶ Acoustic noise barriers
- ▶ General screening
- ▶ Bin stores

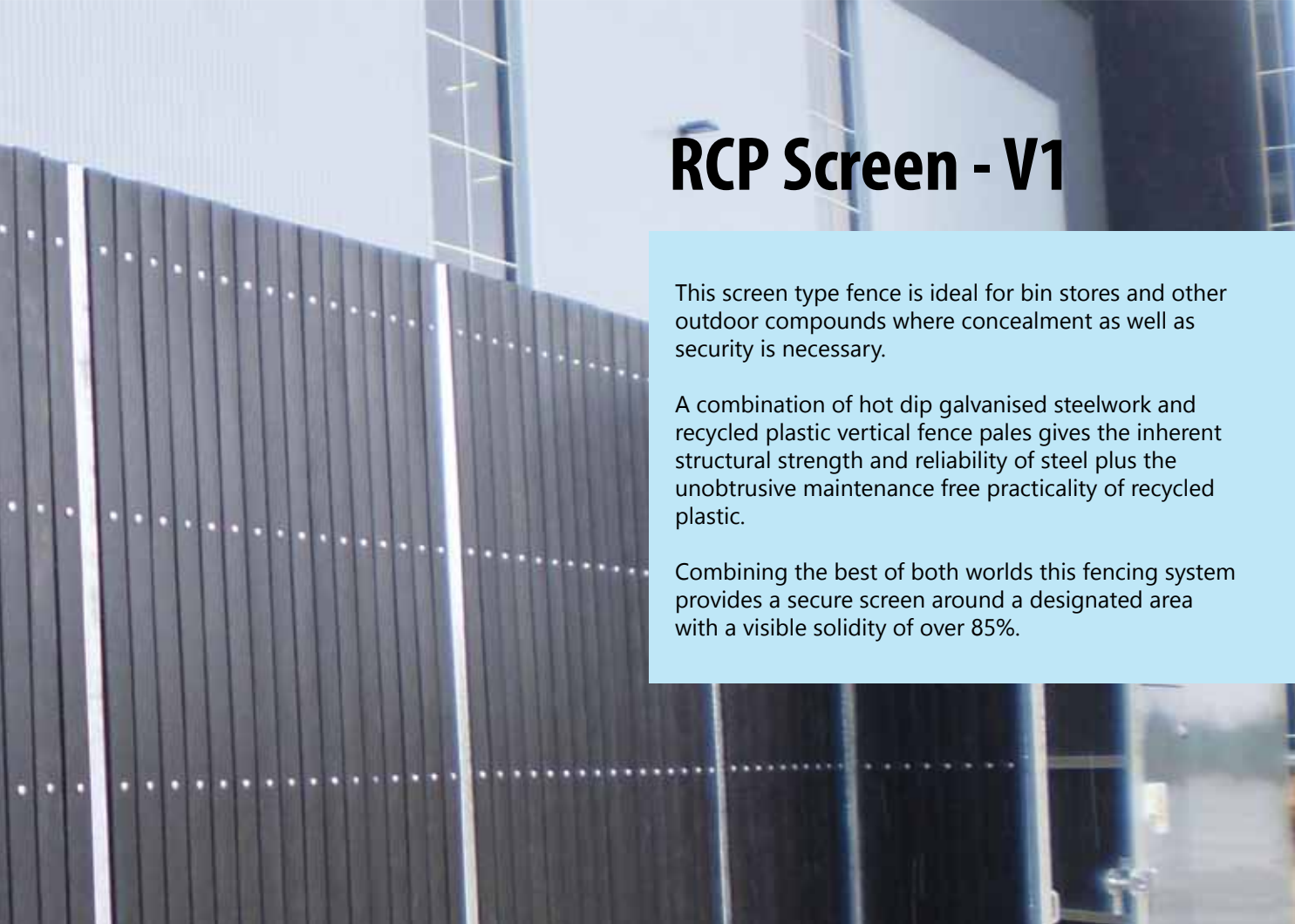


RCP Screen - V1

This screen type fence is ideal for bin stores and other outdoor compounds where concealment as well as security is necessary.

A combination of hot dip galvanised steelwork and recycled plastic vertical fence pales gives the inherent structural strength and reliability of steel plus the unobtrusive maintenance free practicality of recycled plastic.

Combining the best of both worlds this fencing system provides a secure screen around a designated area with a visible solidity of over 85%.



RCP Screen - H2 Industrial Screening

The recycled plastic beams are eco-friendly but their engineered nature makes them light, easy to handle and quick to install. The product will not shrink or warp giving consistent acoustic performance over it's lifespan.



Features

- ▶ Highly flexible
- ▶ Production noise protection
- ▶ Maintenance free
- ▶ Highly Durable
- ▶ UV Stabilised
- ▶ Fire rated class 3

Suitable For

- ▶ Separation of manufacturing lines
- ▶ Materials storage & segregation
- ▶ Shop floor office areas
- ▶ Staff rest areas
- ▶ Canteens





SPORTS

MESH

Duex® Sports 868 Rebound.....	52-53
Duex® Spectator Rail.....	54
Sports Dug Out.....	55
Duex® Sports Options	56-57
Top Shots Ballcourts.....	58-59

SHELTERS 60

INDUSTRIAL 78
FIT OUT

Duex® Sports 868 Rebound

IAE are experts in sports mesh systems, the most commonly supplied is our Duex® Sports 868 Rebound. The rigid twin 8mm wire design has additional horizontal wires in the bottom 1200mm section of a panel. These additional wires reduce the panel apertures to 50 x 66mm creating a robust 'rebound' surface, strengthening the bottom of the panel that receives the most impact. This dense double wire pattern can be continued throughout the full height of the panel if necessary creating a rigid wall of rebound mesh.

A common sight in schools and leisure centres Duex® Rebound has also been supplied for some of the UK's most prestigious sporting projects. IAE have been able to assist clients and architects by drawing upon a wealth of experience in the field.

Both Duex® Rebound and standard Duex® can also be supplied in a lighter 6/5/6 configuration, however IAE would always recommend using heavier 8/6/8 panels in a sporting environment.

Features:

- ▶ Compliant to BS 1722 Pt. 14
- ▶ Available from stock
- ▶ Perfectly designed for ball rebound
- ▶ M8 Security fixings
- ▶ Full rebound configuration available
- ▶ Noise reducing washers(optional)

Suitable for:

- ▶ All Sports Pitch Environments



Duex® Sports 868 Rebound Specification

PANELS

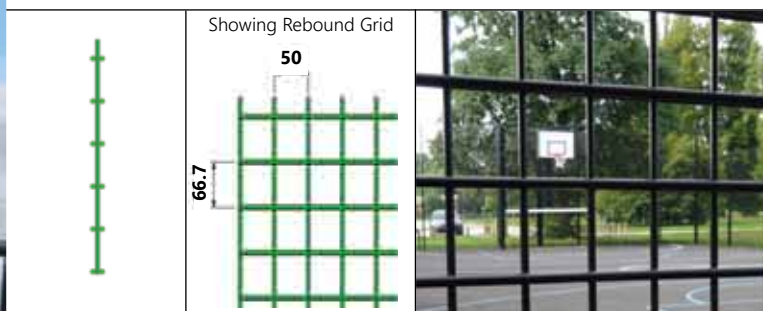
Heights (Duex®)	3030*, 4070, 4470*, 5070mm
Wire Diameter	6mm verticals & twin 8mm horizontals
Aperture Size	50 x 66mm / 200 x 50mm
Panel Width	2506mm

*Indicates heights held in stock

POSTS

Fence Height	Post Size
3030mm	80 x 40 RHS
4070mm*	100 x 50 RHS
4470mm*	100 x 50 RHS
5070mm*	120 x 60 RHS

* Indicates double lift system



FINISH

Galvanised and Polyester Powder Coated to BS 1722 Pt. 16.

FULL LENGTH LACING STRAP

M8 SECURITY SCREW



For sporting applications where ball rebound is not as prevalent such as tennis standard Duex® panels may be preferred.

Duex[®] Spectator Rail



Safe-2-View

“Perfect for pitch surrounds”

Features:

- ▶ Available from stock
- ▶ Perfectly designed for ball rebound
- ▶ 66 x 50 or 200 x 50 mesh choice
- ▶ M8 Security fixings
- ▶ Full length clamp bar
- ▶ Safe-2-View Top Rail (S2V)

An evolution on traditional tubular steel pitch surrounds, Duex[®] spectator rail has a double wire mesh infill and tubular top rail. The mesh panel is capped off with IAE's unique 'Safe-2-View', plastic sleeve that encapsulates the top of the mesh, protecting players and spectators from any sharp edges that may protrude from the mesh panel.

Standard Specification

Height: 1155mm (to top of handrail)
Top Rail: 48.3mm Diameter tube
Mesh infill: 1000mm
Duex 8/6/8 mesh (66 x 50 or 200 x 50)
Posts: 60 x 60 SHS @ 2520mm ctrs



Features:

- ▶ Robust steel frame
- ▶ 4mm PETg UV
- ▶ Welded end frames
- ▶ Threaded inserts for easy installation
- ▶ Hot Dip Galvanised to BS EN ISO 1461

Options:

- ▶ Polyester Powder Coating
- ▶ Bucket Seats
- ▶ Choice of Ground Fixings
- ▶ Solar Lighting

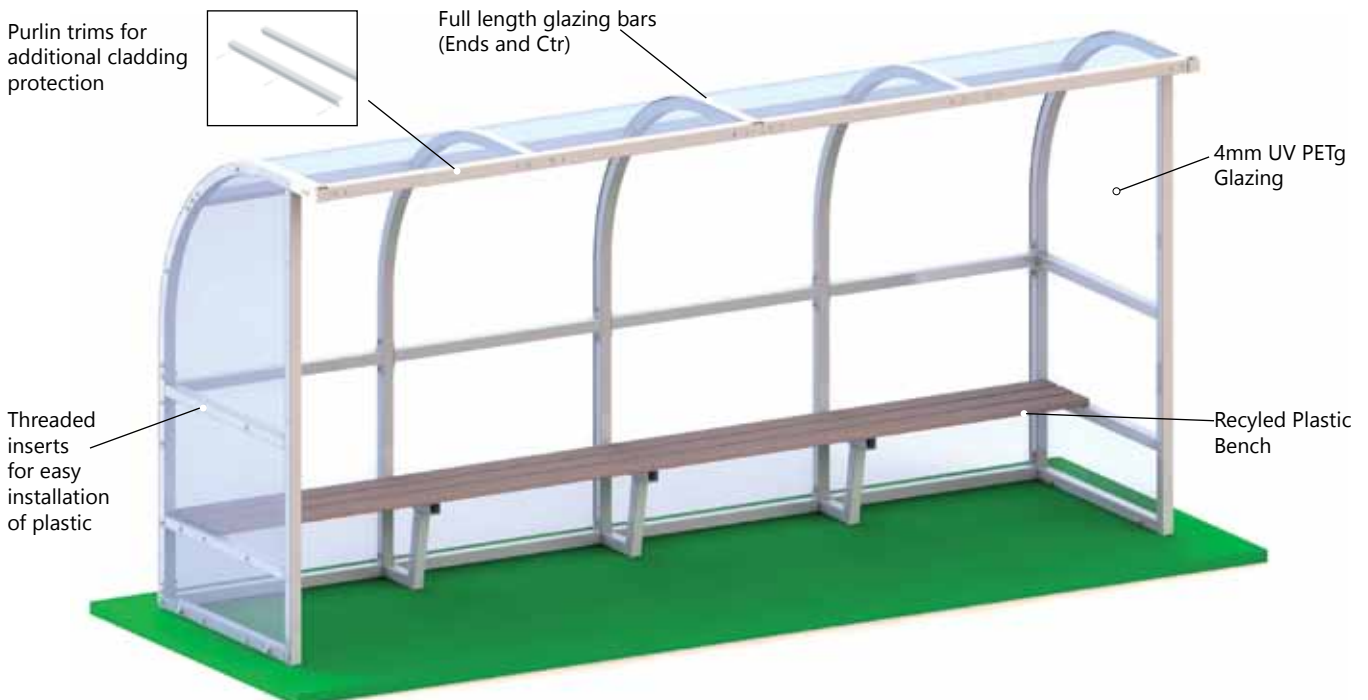
Sports Dug Out

PDF DOWNLOAD
AVAILABLE
@ www.iae.co.uk

The IAE Sports Shelter Dug Out is suitable for sporting clubs, schools, colleges and universities. Built to survive pitch side its robust steel frame is hot dip galvanised to ensure a long and useful life.

The shelter is 4 metres long as standard but can also be supplied as a 2 or 6 metre unit. Seating is provided by an integral recycled plastic bench, alternatively plastic bucket seats can be provided if required.

A variety of ground fixings can also be provided, suitable for bolting down, concreting in or anchoring into turf.



Duex[®] Sports Options



Duex[®] Options:

IAE manufacture a range of products to complement our Duex[®] Sports mesh. Cricket, basketball, tennis and hockey can all be catered for. All products are heavy duty and built for a tough outdoor life.



Pitch Rail



Duex[®] Gates





Goal Ends



Tennis Nets



Chicane



Basketball hoops/posts



Cricket Wickets



Duex® with Rebound Board



Junior Ballcourt System

Top Shots Ballcourts

IAE's Top Shots Games Areas are manufactured to meet BS EN 15312:2007. Physical tests have been carried out for safety and structural integrity to ensure that the Top Shots system complies with all aspects. They are built to last with the heavy duty fencing being probably the strongest and most durable available in today's market place, giving peace of mind to specifiers and end users alike.

Standard panels are 1060mm high and supplied in multiples to offer finished fence heights of 1100mm, 2150mm and 3200mm. They are manufactured from 50mm x 41mm steel grid and framed top and bottom with square hollow section.

Features:

- ▶ Compliant with BS EN 15312:2007
- ▶ Recessed fixings
- ▶ Impact and kick tested
- ▶ Assessed for finger/limb entrapment
- ▶ Hot Dip Galvanised to BS EN ISO 1461
- ▶ Polyester Powder Coating (optional)

Suitable for:

- ▶ Multi Use Games Areas
- ▶ Rebound Walls
- ▶ Goal Ends





Striker Goal End




Trainer Goal End

FINISH

Hot Dip Galvanised to BS EN ISO 1461 (as standard).
Additional Polyester Powder Coating to BS 1722 Pt.16 if required.



Polyester Powder Coating is available in a range of colours.



Cricket Wickets



Basketball hoops/posts



amazon.co.uk

amazon.co.uk

SHELTERS



Cycle Shelters	62-65
Stands and Racks	66
Banbury	67-69
Smoking Shelters	70-72
Waiting Shelters	70-72
Accessories	73
Bollards	74-75
Recycled Plastic	76-77

Circo Modular System



Integral motorcycle locking rail and helmet lockers

IAE's Circo range is the most complete modular cycle shelter system available. It has many unique features and as with all IAE products it really is built to last.

Starting with the Circo 90 base unit almost any configuration from inline shelter to full secure compound can be supplied from stock. All aspects are designed to enable retro fitting should capacity requirements change, a roof, additional bays and gates can all be added with ease.

As an alternative to standard toast racks the Circo shelter can be supplied with IAE's unique integral cycle hoops. These heavy duty cycle hoops are fixed to the shelter, preventing the need to disturb the surface below. An integral motorcycle locking rail is also available. Sliding gates, helmet lockers and steel cladding provide yet more options for this comprehensive modular system.

Features:

- ▶ Modular system
- ▶ Available from stock
- ▶ Adjustable feet
- ▶ 5mm PETg UV
- ▶ End glazing as standard
- ▶ Heavy duty steel frame
- ▶ Hot Dip Galvanised to BS EN ISO 1461

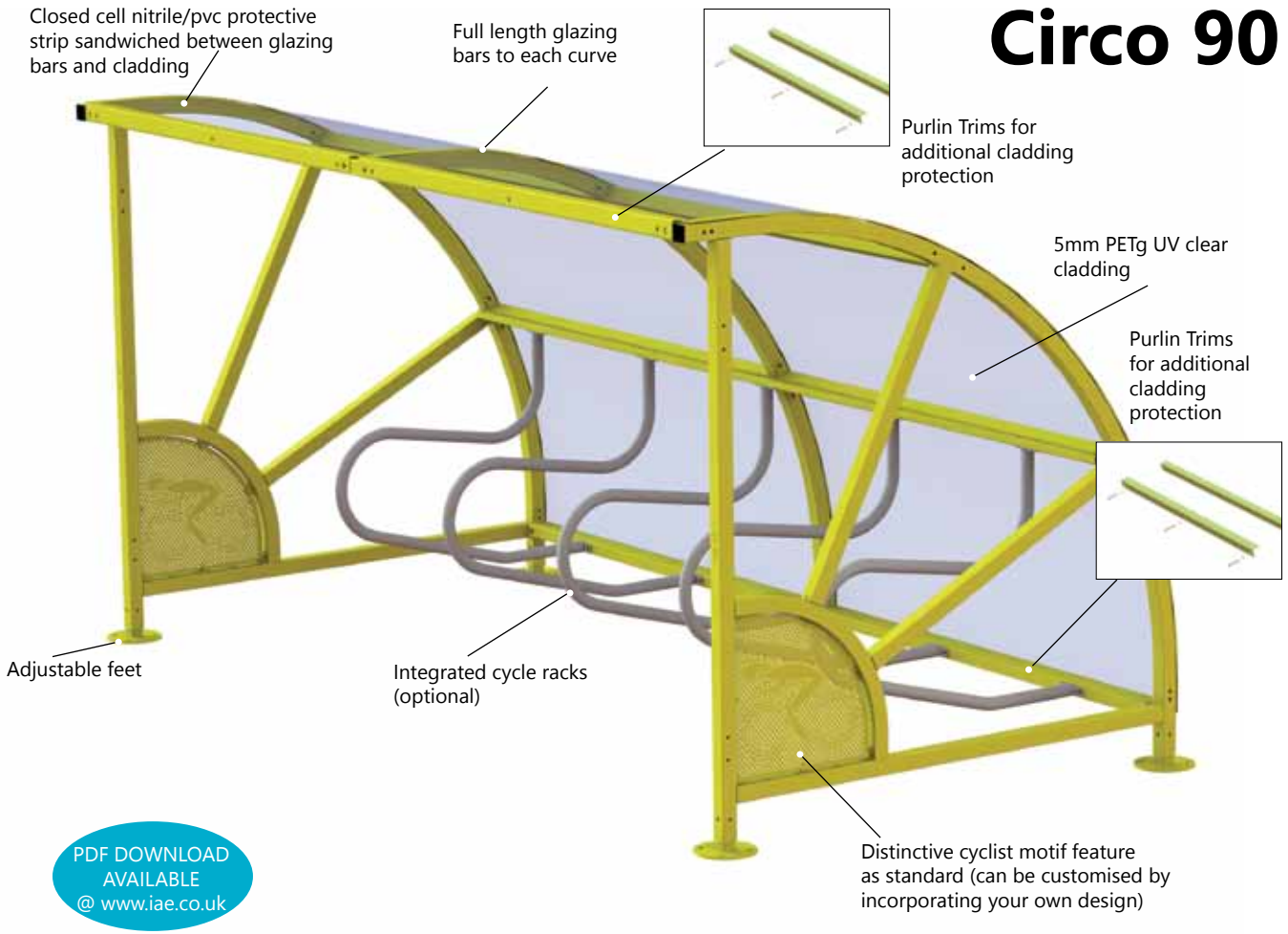
Options:

- ▶ Polyester Powder Coating
- ▶ Customisable hub design
- ▶ Integral helmet lockers
- ▶ Integral cycle hoops
- ▶ Integral motorcycle locking rail



Customised Hub Logo, Wolverhampton

Circo 90



PDF DOWNLOAD
AVAILABLE
@ www.iae.co.uk

FINISH

Hot Dip Galvanised to BS EN ISO 1461 (as standard).
Additional Polyester Powder Coating to BS 1722 Pt.16 if required.



Polyester Powder Coating is available in a range of colours.

Dimensions & Capacity

Single Unit Size -

4100L x 2145W x 2165H (10 x cycles)
5000L x 2145W x 2165H (12 x cycles)

Inline extensions in 2, 4 or 5 metre sections.
Compounds can be formed using opposing shelters with optional gates, gangway roof and fixed end panels.



Inline Circo with half metal cladding

Circonomy



Circonomy Compound

The Circonomy is a cost effective shelter priced to suit even the most modest budget without sacrificing quality. A robust steel frame and 4mm thick UV PETg cladding mean the Circonomy is strong and durable.

This hugely popular and versatile shelter is often used as a cycle or smoking and waiting shelter. Available from stock it's highly competitive price and modular features make it suitable for a wide range of applications.

Features:

- ▶ Available from stock
- ▶ Modular system
- ▶ Adjustable feet
- ▶ 4mm PETg UV
- ▶ Cost effective shelter option
- ▶ Hot Dip Galvanised to BS EN ISO 1461

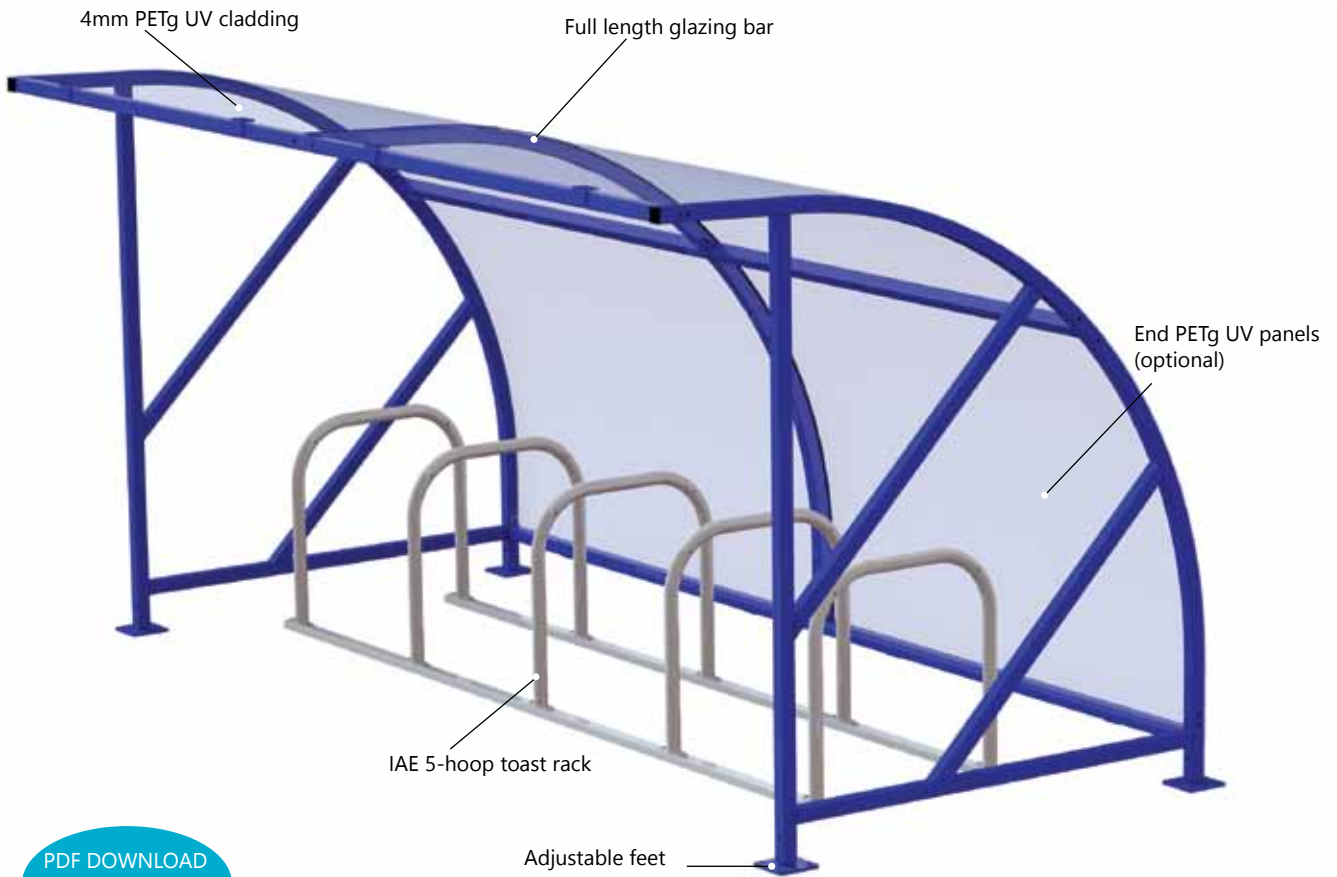
Options:

- ▶ Polyester Powder Coating
- ▶ PETg end panels

When it comes to providing shelter the Circonomy really has got it covered!



Circonomy Waiting Shelter See Page 73 for Benches



PDF DOWNLOAD
AVAILABLE
@ www.iae.co.uk

FINISH

Hot Dip Galvanised to BS EN ISO 1461 (as standard).
Additional Polyester Powder Coating to BS 1722 Pt.16 if required.



Polyester Powder Coating is available in a range of colours.

Dimensions & Capacity

Single Unit Size -

2000L x 2100W x 2100H (4 x cycles)
4100L x 2100W x 2100H (10 x cycles)

Inline Extensions in 2 or 4 metre sections.
Compounds can be formed using opposing shelters with optional gates, gangway roof and fixed end panels.



Half Compound with HPD Cladding

www.iae.co.uk
✉ fencing@iae.co.uk ☎ 01782 339320



Stands and Racks



IAE carry some of the UK's largest stocks of cycle hoops, manufacturing large volumes on our modern tube bending machines enables us to be market leaders on price and quality.

Hoops can be supplied for bolting down individually or with rails to form 2, 3, 4 or 5-Hoop 'toast racks'. Hoops within toast racks are spaced at 800mm centres in line with industry standards and BREAM guidelines.

Available from stock

- ▶ 2 - 5 Hoop racks (800mm high @ 800mm ctrs)
- ▶ Bolt down hoops 760mm high
- ▶ Root fixed hoops 1160mm o/all leg

IAE cycle stands and racks come hot dip galvanised as standard and can be polyester powder coated to a range of standard colours if required.

Bolt down & root fixed hoops can also be supplied in stainless steel.

Further rack options are available on a made to order basis.



Banbury



Double Banbury

The Banbury Canopy's aesthetically pleasing elegant design is at home in virtually any environment. The unique intersecting end frame is fabricated from heavy duty tubular steel, combining stylish looks with excellent strength and stability.

Single and double width designs are available. These shelters are better suited to installation on flat surfaces due to the nature of the end frames.

Features:

- ▶ 5mm PETg UV
- ▶ Heavy duty tubular frame
- ▶ Hot Dip Galvanised to BS EN ISO 1461

Options:

- ▶ Polyester Powder Coating
- ▶ Inline extension
- ▶ Single or double width version



Single Banbury



Purlin Trims for additional cladding protection

Full length glazing bars to each curve

5mm PETg UV glazing

Closed cell nitrile/pvc protector strip sandwiched between glazing bar and cladding

PDF DOWNLOAD AVAILABLE @ www.iae.co.uk

The standard Banbury canopy is available in two standard single unit sizes both of which can be extended inline.

FINISH

Hot Dip Galvanised to BS EN ISO 1461 (as standard). Additional Polyester Powder Coating to BS 1722 Pt.16 if required.



Polyester Powder Coating is available in a range of colours.

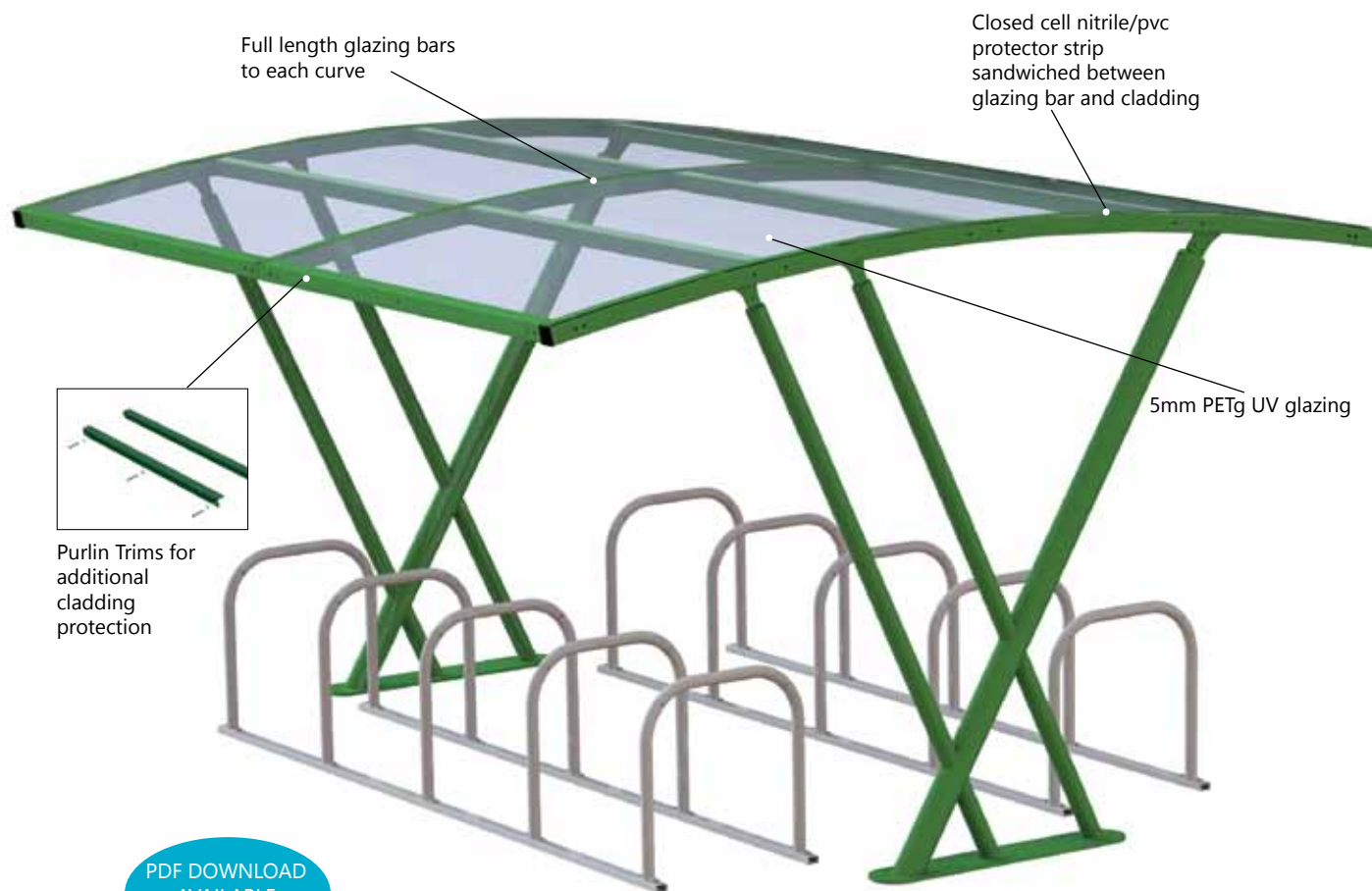
Dimensions & Capacity

Single Unit Size -

4100L x 2700W x 2200H (10 x cycles)
5000L x 2700W x 2200H (12 x cycles)

Inline Extensions in 2, 4 or 5 metre sections.





PDF DOWNLOAD AVAILABLE @ www.iae.co.uk

FINISH

Hot Dip Galvanised to BS EN ISO 1461 (as standard). Additional Polyester Powder Coating to BS 1722 Pt.16 if required.



Polyester Powder Coating is available in a range of colours.

Dimensions & Capacity

Single Unit Size -

4100L x 3870W x 2200H (20 x cycles)
5000L x 3870W x 2200H (24 x cycles)

Inline Extensions in 2, 4 or 5 metre sections.

The Double Banbury canopy has an increased roof width to accommodate two rows of cycle hoops. An additional diagonal member in the end frame helps support load bearing purlins. This shelter can be extended inline allowing for large amounts of covered storage in a compact area.



Double Banburys

Smoking & Waiting Shelters



PDF DOWNLOAD
AVAILABLE
@ www.iae.co.uk

Longton (8 - 10 people capacity)

Features:

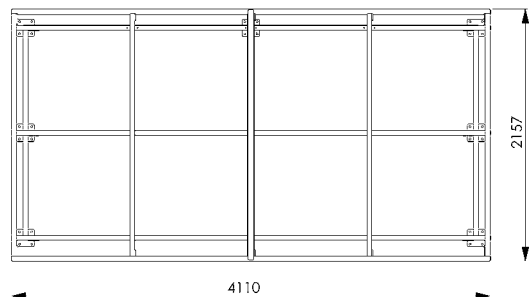
- ▶ Fire rated PETg UV cladding.
- ▶ Compliant with UK Smoking Legislation
- ▶ Trentham and Lightwood available from stock

Options:

- ▶ Range of accompanying ashtrays & benches

LONGTON

This is the largest shelter in IAE's range, suitable for up to ten people. Particularly popular on industrial or commercial sites where a large capacity is required. The Longton shelter is often supplied with IAE Alton recycled plastic benches (page 76) and a stainless steel tower ashtray (page 73).



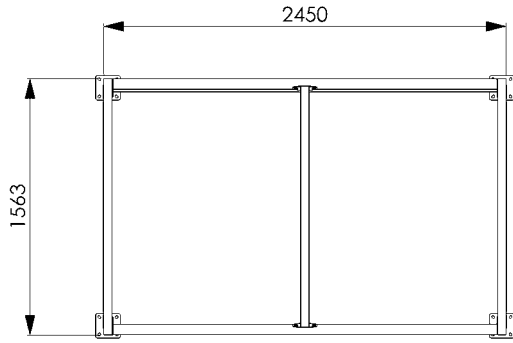
BURSLEY

This small bolt to wall canopy offers amazing value for money, helping companies provide a dedicated covered smoking area without breaking the bank.

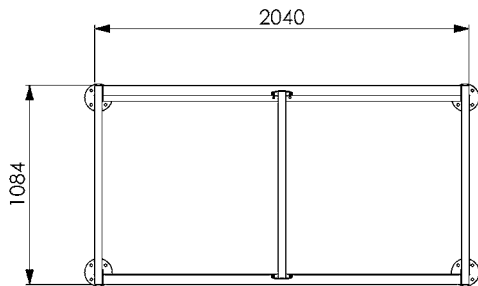
The canopy comes in two standard sizes (2m & 3m wide) and can also be complimented with a recycled plastic bolt to wall perch seat and ashtray if required.

TRENTHAM & LIGHTWOOD

The unique perforated arch plate in the Trentham and Lightwood shelters comes with a cigarette motif as standard but can be customised to suit various applications.



The robust steel frame is hot dip galvanised ensuring a long life, whilst PETG UV glazing gives total protection against degradation and yellowing.



Trentham (5 -6 people capacity)



Lightwood (3- 4 people capacity)

Both the Trentham and Lightwood shelters are available from stock and supplied with a stainless steel shelter mounted ashtray as standard.



Smoking Motif (Customised on Request)



Rear mounted ashtray supplied as standard

FINISH

Hot Dip Galvanised to BS EN ISO 1461 (as standard). Additional Polyester Powder Coating to BS 1722 Pt.16 if required.



Polyester Powder Coating is available in a range of colours.

Smoking & Waiting Shelters



Fenton (6- 8 people capacity)

PDF DOWNLOAD
AVAILABLE
@ www.iae.co.uk

Features:

- ▶ Fire rated PETg UV cladding.
- ▶ Compliant with UK Smoking Legislation

Options:

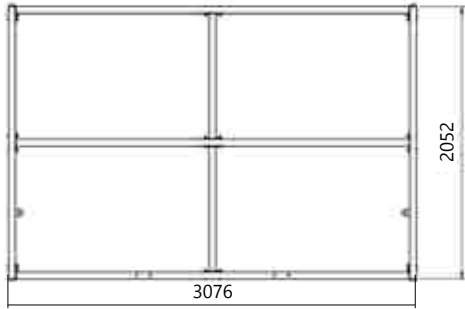
- ▶ Range of accompanying ashtrays & benches

FENTON & BLURTON

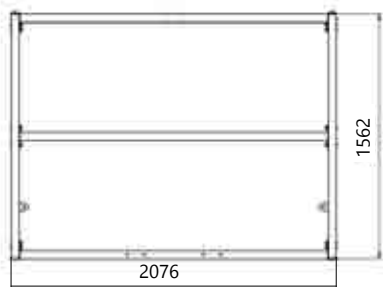
These flat roof shelters are designed to maximise value for money. The no frills functional flat roof design is practical and cost effective.

Perfectly suited to use as a smoking or waiting shelter, these shelters benefit from an optional front panel to further protect occupants from the elements. If a front panel is used and the shelter is for smoking purposes the side glazing can be reduced to ensure compliance with UK smoking shelter law.

Fenton (6- 8 people capacity)



Blurton (4- 5 people capacity)



Blurton (4- 5 people capacity)

Accessories



Wall/Shelter Fixed Ashtray



Pyramid Ashtray



Round Tubular Ashtray



Large Capacity Ashtray



Ash/Litter Bin



Flameless Cigarette Lighter Post

Many sites find it necessary to operate a 'flame free' policy, if this is the case the IAE flameless cigarette lighter post is the perfect smoking shelter accompaniment. Up to two electronic cigarette lighters are mounted in a stainless steel column, the lower lighter is set at a suitable height for wheel chair users.

Bollards



Features:

- ▶ Available from stock
- ▶ Cost effective
- ▶ Hot Dip Galvanised to BS EN ISO 1461
- ▶ Stainless grade 304 & 316 available

IAE offer a selection of bollards to suit most locations, from attractive and stylish stainless steel options to functional heavy duty mild steel.

STAINLESS STEEL BOLLARDS

IAE Stainless Steel Bollards are a statement of elegance combining attraction with function in the protection of any location.

VOGUE



- 150mm equilateral
- 1200mm overall length

RUDYARD



- Semi dome cap
- 114mm diameter
- 1200mm overall length
- Available from stock

BRAMSHALL



- Bevelled cap top
- 114mm diameter
- 1200mm overall length
- Available from stock



TELESCOPIC BOLLARDS

Telescopic bollards are available from stock for immediate delivery.

HULME



- 90mm x 90mm diameter Square Section x 5mm Gauge Mild Steel
 - 10 Pin "Anti-Drill" Push Button Lock
 - Sliding Post - 670mm Above Ground
 - Lift up weight 15kg (lift assist also available)
- Available from stock



ECTON



- 90mm diameter Round Section x 5mm Gauge Mild Steel
 - 10 Pin "Anti-Drill" Push Button Lock
 - Sliding Post - 670mm Above Ground
 - Lift up weight 12kg (lift assist also available)
- Available from stock



MILD STEEL BOLLARDS

FULFORD



- 114mm diameter
- 1200mm overall length
- Available from stock

LEEK



- 168mm diameter
- 1200mm overall length
- Available from stock

HINGED PARKING POST



- 60.3mm diameter
- 900mm overall length
- Root fix or base plated options available
- Available from stock

CAVERSWALL



- 194 or 152mm diameter
- 1200mm overall length
- Loose cap allowing concrete fill

Recycled Plastics



RECYCLED PLASTIC FURNITURE

Alton Picnic Table



Alton Seat



Alton Bench



Alton Bin

Features:

- ▶ Available from stock
- ▶ Steel frame Hot Dip Galvanised to BS EN ISO 1461
- ▶ Plastic profiles 100% recycled
- ▶ Maintenance free recycled plastic
- ▶ Never chips, cracks, rots or splinters
- ▶ Tough, durable and vandal resistant
- ▶ Wheelchair accessible picnic table option available

The IAE recycled plastic range of products offer great quality and real value for money.

Using a combination of mild steel and recycled plastics these products offer the best of both worlds, strong frames and recycled plastic profiles which will never rot or splinter.

DDA Compliant Alton Picnic Table



The Alton Picnic Table is available with extended plastic profiles to allow easier access for wheelchair users.



RECYCLED PLASTIC FENCING

Recycled plastic fencing has been found to be a great alternative to timber on bin stores and in social housing schemes.

A sustainable option with an unparalleled life span, recycled plastic fencing is becoming an ever more popular choice.

Suitable for:

- ▶ Social Housing
- ▶ Playgrounds
- ▶ Parks



Farley

RECYCLED PLASTIC BOLLARD

150mm diameter and 1500mm long

Recycled plastic bollards are durable, vandal resistant and have white tape for additional visibility and safety.





INDUSTRIAL FIT OUT

Edge Protection.....	80-81
Loading Bay Protection.....	82-83
Protection Bollards	84-85
Internal Fit Out.....	86-87
Off Highway Barrier.....	88-89
PlasProtek™.....	90
Vehicle Wash Bay.....	91
Acoustic Barrier Posts.....	91
X-Clamp.....	92-93

Edge Protection

“Simple, secure, safe”

IAE's internal fit out edge protection mesh system has been independently tested in accordance with BS 6180:2011. Safety is paramount in a modern working environment so these tried and tested systems offer peace of mind for employers & employees alike.

This highly efficient and flexible edge protection solution is perfect for use on mezzanine flooring within factories and warehousing. Traditional tubular handrail is generally supplied up to 1100mm high, this can allow people to lean over and objects to fall below, both unnecessary hazards in the work place. The IAE system is often supplied up to 2 metres in height preventing staff from leaning over to look or call below.


Available in a range of heights and mesh configurations this system can be adapted for use on stair wells and also used to form internal mesh storage cages. Handrails and kick-plates can also be added when necessary.

Features:

- ▶ Load tested in accordance with BS 6180:2011
- ▶ 0.74 & 1.5 k/n systems
- ▶ Modern safer alternative to tubular handrail
- ▶ Highly cost effective
- ▶ Simple to adapt and renew

Options:

- ▶ High visibility powder coating
- ▶ Range of heights and configurations
- ▶ Handrails
- ▶ Kick-plates
- ▶ Pallet access gates



Kick-plates



BS 6180:2011

LOAD TESTED
EDGE PROTECTION
SYSTEMS
AVAILABLE



Pallet Access Gate



Loading Bay Protection



Complete loading bay solutions. IAE supply a comprehensive package for new and refurbished yard areas.

Features:

- ▶ Steel products hot dip galvanised to BS EN ISO 1461
- ▶ Optional high visibility powder coating
- ▶ Steel, plastic and rubber solutions available

Wheel Guides

Wheel guides are supplied in pairs to facilitate a safe and timely approach to loading bay doors. Essential for helping to guide the vehicle centrally towards the door IAE wheel guides are fabricated from heavy duty tubular steel designed to withstand the weight of a fully laden trailer.

SWG-05: Straight wheel guide, 168 dia. tubular steel, 2 metres long x 315mm high (min.)

SWG-10: Straight wheel guide, 168 dia. tubular steel, 3 metres long x 315mm high (min.)



Straight wheel guides can also be used as wheel stops if positioned accordingly. Legs can be supplied with base-plates for bolting down if required.

CWG-05: Cranked bolt down wheel guide, 139 dia. tubular steel, cranked one end, 2 metres long x 150mm high.

CWG-05HD: Cranked bolt down wheel guide, 168 dia. tubular steel, cranked one end, 2 metres long x 180mm high.



Wheel Stops

Usually placed at the rear of goods vehicle loading or parking bays.



WS-10
168 dia. tubular steel wheel stop
3 metres long x 190mm high.



WS-20
8mm thick folded wheel stop
1.2 metres long x 105mm high.



WS-30
150 x 150 angle iron wheel stop
3 metres long.



WS-40
Recycled rubber wheel stop
1 metre long x 150mm high.

Trailer Leg Plates

Designed to protect wear from trailer leg plates on concrete yard slabs, these plates are available in hard wearing steel plate or nylon plastic.

Usually supplied 1000 x 1000mm, steel plates can be root fixed flush to the slab or surface mounted with a bevelled edge. PlasProtek™ plates are available for surface mounting only.



TP 10 - FLUSHFIX
1000mm x 1000mm
Root fixed flush to the slab.



TP 20 - SURFACEFIX
1000mm x 1000mm
Surface mounted with a bevelled edge.



TP 30 - PLASPROTEK™
1000mm x 1000mm
PlasProtek™ plates are available for surface mounting only.

PLASPROTEK™ SLIDING DOCK PROTECTOR

Docking bays in general are subject to aggressive wear from the movement of vehicle beds whilst in the dock. This can be eliminated by using an IAE Plasprotek™ sliding dock protector. Tough, hardwearing nylon pads within a steel housing are able to slide with the vehicle. Available in a range of colours and as fixed pads.



Protection Bollards



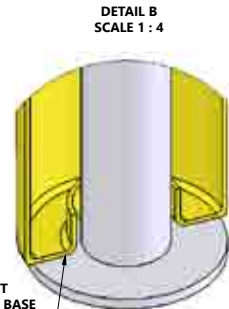
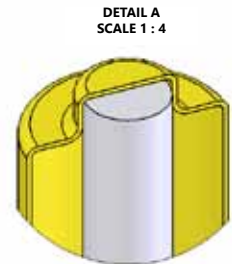
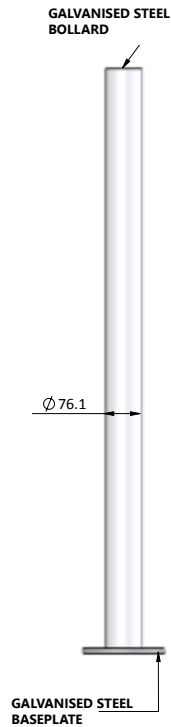
Features:

- ▶ Hot Dip Galvanised to BS EN ISO 1461
- ▶ PlasProtek™ sleeve available
- ▶ Optional high visibility powder coating

One of the most cost effective ways to protect people and assets from vehicle damage, steel bollards play an essential part in site safety. IAE are able to offer bollards at a highly competitive price taking full advantage of our large modern manufacturing facility.



PlasProtek™ Bollard Sleeve

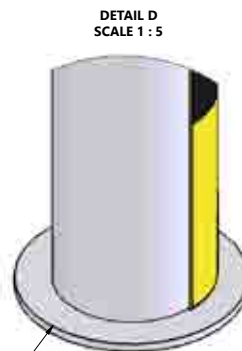
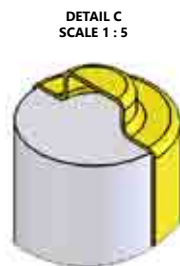




SHOWING FAST COVER AT THE BASE WITH SECTION CUT AWAY

Maintaining a high visibility colour finish on protection bollards is important but also time consuming and costly. Due to the nature of the application scuffs and weathering of paintwork are inevitable. IAE now offer a cost effective practical solution to this problem. Either to fit over existing bollards or supplied with new this sleeve can suit 168mm diameter tube or a 76mm core where a lighter protection is acceptable but visible deterrent is still important, keeping costs down.

Features:

- ▶ Moulded yellow LDPE
- ▶ 2 x UV stabilised HD vinyl strips
- ▶ Easy to fit
- ▶ No maintenance



SHOWING FAST COVER AT THE BASE WITH SECTION CUT AWAY



Internal Fit Out

Internal protection within large manufacturing or warehousing facilities is an essential part of the buildings 'fit out'. IAE manufacture a complete range of steel products to protect columns, racking, dock loading bays, entrances, printing stations and partitioning.

Hot dip galvanised and built to last these products will be protecting staff and assets alike for years to come.

Features:

- ▶ Complete range of products available
- ▶ Bespoke options to client specification available
- ▶ Hot Dip Galvanised to BS EN ISO 1461
- ▶ Optional high visibility powder coating





EDGE PROTECTION ANGLE



DOCK RAIL GUIDES



PRINTER TABLES



RACK END BARRIER



COLUMN PROTECTORS

Internal Safety



Internal safety railings form a barrier to segregate pedestrians from vehicles in busy industrial environments. IAE manufacture regular and heavy duty tubular barrier systems built to last in a demanding environment.

SB 100 – 1200mm High 3-Rail Barrier (optional crash barrier if required).

SB 100HD – 1100mm High Single Rail 114 mm dia. Barrier c/w kick-plate.

Off Highway Barrier



Features:

- ▶ Available from stock
- ▶ Cost effective
- ▶ Highly versatile
- ▶ Optional high visibility powder coating
- ▶ Load tested barriers available

(BS EN 1991-1-1:2002)

Off highway crash barrier commonly known as 'Armco' is a cost effective solution to protecting pedestrians and property. Used both indoors and outdoors, in car parks, warehousing and factories, in fact in any off highway crash sensitive environment this corrugated beam provides the ideal solution. All beams are 3mm thick and hot dip galvanized to ensure a long and durable life, a full range of associated products are also available from stock.

IAE also offer load tested crash barrier systems using the 'Armco' beams; in accordance with Annex B BS EN 1991-1-1:2002.

BS EN 1991-1-1:2002

LOAD TESTED
VEHICLE BARRIERS
AVAILABLE



Comprehensive stocks of Hot Dip Galvanised Off Highway Crash Barrier Products

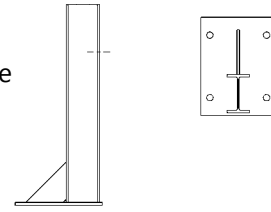
SINGLE BEAM BOLT DOWN POST



ALSO AVAILABLE ROOT FIXED

OH 2201 Single Beam Barrier Post

127 x 76 x 13 kg/mtr UB
760mm long c/w 330 x 250 x 12 base-plate
Holed once to accept a single beam



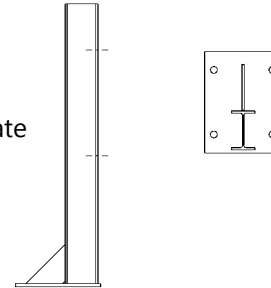
DOUBLE BEAM BOLT DOWN POST



ALSO AVAILABLE ROOT FIXED

OH 2210 Double Beam Barrier Post

127 x 76 x 13 kg/mtr UB
1100mm long c/w 330 x 250 x 12 base-plate
Holed twice to accept two beams



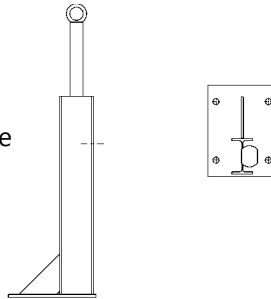
**SINGLE BEAM BOLT DOWN POST
C/W HANDRAIL STANCHION**



ALSO AVAILABLE ROOT FIXED

OH 2205 Single Beam Barrier Post

127 x 76 x 13 kg/mtr UB
760mm long c/w 330 x 250 x 12 base-plate
Welded stanchion to accept 48.3mm diameter handrail
Holed once to accept a single beam



OFF HIGHWAY BEAM



3200mm EFFECTIVE LENGTH

FISH-TAIL END



PEDESTRIAN END



YELLOW PLASTIC SAFETY END



EXTERNAL CORNER



INTERNAL CORNER



BULL NOSE FLEXI-CORNER



PlasProtek™



Features:

- ▶ Air pressure release to cushion impact
- ▶ Assemble in seconds
- ▶ Fits range of column sizes and shapes
- ▶ High visibility
- ▶ UV stabilised

Standard Column Protectors

1100mm high x 600mm Diameter.

IAE PlasProtek™ column protectors provide excellent impact protection for columns and girders. Manufactured from a highly flexible, tough polyethylene, they are light and easy to handle. No fixings are required for installation, a velcro strap secures the protectors making assembly quick and keeping labour costs low.

PP200 to fit Columns 160mm x 160mm & 200mm x 200mm.

PP300 to fit Columns 250mm x 250mm & 300mm x 300mm.

Universal Column Protector

PP700 Suitable for any shaped columns from 200 to 700mm. Supplied in four sections, the horizontals can be cut to fit on site.

Slimline Column Protectors

1100mm high x 390mm x 435mm.

Suitable for smaller columns and areas with limited space such as mezzanine floors.

PP100 to fit Columns 100mm x 100mm.

PP150 to fit Columns 150mm x 150mm.



Column protector infills

Can be added to offer full protection to a wide range of RSJ column sizes.



Vehicle Wash Bays



IAE manufacture vehicle wash bay barriers, strong heavy duty box section framework is clad with 5mm PETg UV clear plastic glazing. PETg UV has coextruded protection from UV degradation and all steelwork is hot dip galvanised to protect against rust and corrosion. Wash bays are able to be manufactured in a range of heights and lengths to suit site requirements.

IAE are able to manufacture posts to suit all types of acoustic barrier systems. A modern large scale manufacturing facility means heavy duty RSJ posts can be supplied in whatever length and size necessary. Posts are supplied to suit timber noise barriers or can be supplied with IAE H1-Acoustic Barrier (see page 48).

Acoustic Barrier Posts




X-Clamp




Features:

- ▶ Galvanised tube available in 6 - 6.4 mtr lengths.
- ▶ Galvanised Blackheart Malleable Iron Fittings to BS EN 1582:1977
- ▶ Grade B2-10 Galvanised to BS EN ISO 1461

X-Clamp fittings are a simple and cost effective way of creating an endless variety of tubular structures without the need for welding. Our extensive range of fittings when combined with standard tubing enables the user to create any structure imaginable for use in all manner of industries.




101 SIZES 03 04 05



104 SIZES 03 04 05



116 SIZES 03 04 05



119 SIZES 03 04 05

BS 6180:2011

LOAD TESTED
HANDRAIL SYSTEMS
AVAILABLE



We also provide DDA range of handrail designed to meet the requirements laid down in the Equality Act 2010 (Previously the Disabled Discrimination Act) by providing a non-discriminatory handrail solution that complies with Part 'M' of the Building Regulations 2004 and is a smooth continuous handrail of 42.4mm diameter.

DDA fittings are supplied Hot dip Galvanised as standard. DDA fittings can be powder coated making them more visible.






TABLE OF SIZES		
	TUBE DIA MM O/D	NOMINAL BORE
03	42.4	1¼"
04	48.3	1½"
05	60.3	2"

Specials

Tasked to match a centuries old ornate railing around Hayes & Harlington station in London.

IAE worked closely with the fencing contractor and architect to create this contemporary and striking recreation of a classic design



We work closely with individual clients and architects seeking something a little bit special for bespoke projects.





IAE Supplied fencing to the new 'Lost Kingdom' at Paulton Theme Park. In-depth load testing was required for the queue ramp areas to ensure safety of visitors.

Railings were zinc plated before powder coating to provide an exceptionally smooth finish.





Fencing Sales

Tel: +44(0)1782 339320 Fax: +44(0)1782 339323

fencing@iae.co.uk

www.iae.co.uk



/IAE1969



@IAE1969



IAE1969



IAE1969

Proprietors: F.Klucznik & Son Ltd, Mossfield Road, Adderley Green, Longton, Stoke-on-Trent, ST3 5BW

IAE reserve the right to alter design and specification without prior notice